



# 2022 SOMERSET COUNTY OPERATING BUDGET

Somerset County Board of County Commissioners:  
Director Shanel Y. Robinson, Deputy Director Melonie Marano,  
Commissioner Sara Sooy, Commissioner Paul Drake,  
Commissioner Douglas Singleterry

# Somerset County 2022 Budget

Prepared and Presented by:


Colleen Mahr  
County Administrator

Nicola Trasente  
Director of Finance and Administrative Services




# Somerset County Mission Statement

The County of Somerset is committed to excellence and innovation in public service, promoting the well-being of all residents and communities by providing effective, efficient, and responsive leadership.

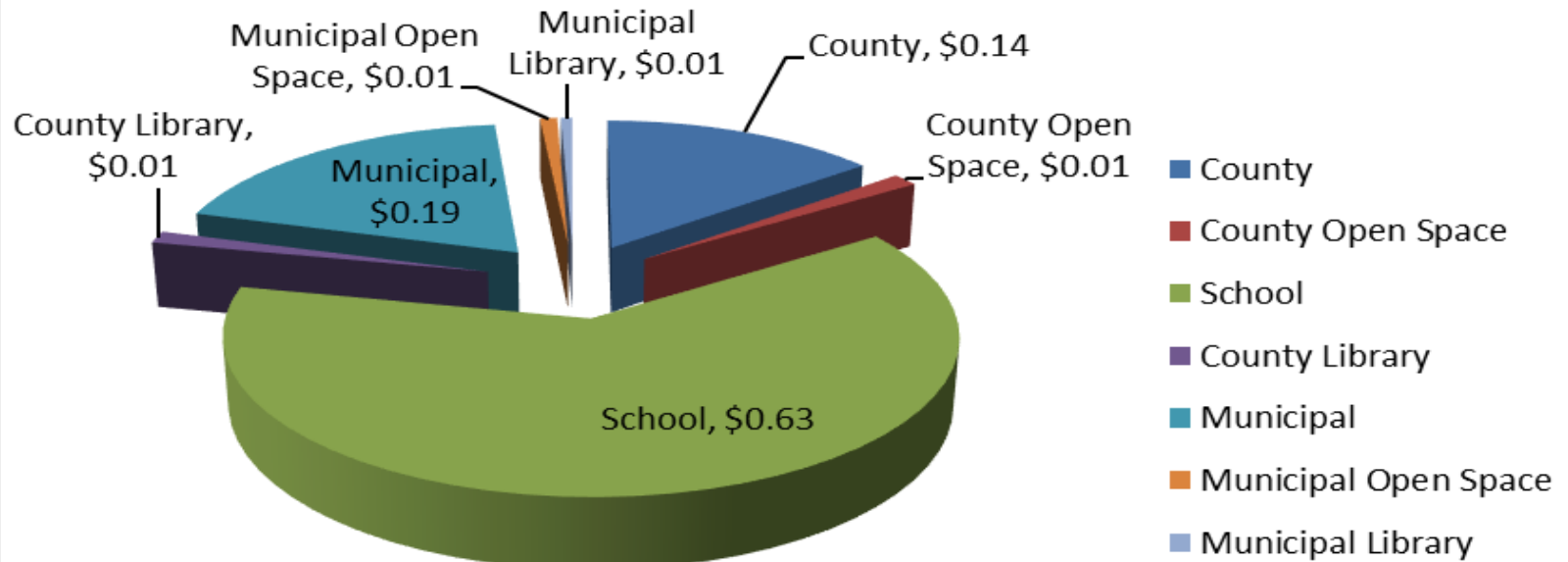


# Commissioners 2022 Budget Directives

- Fund all existing services
  - Maintain a AAA bond rating
  - Maintain “A healthy fund balance” (surplus)
  - Fund all statutory obligations (e.g. Debt Service, Pension, Health Benefits)
  - Embrace a workforce that is diverse, inclusive, innovative
  - Present a well thought-out budget funded by a sensible tax rate
  - “No surprises” for the taxpayer
- 

# Where Do Your Taxes Go?

## 2021 Tax Dollars



# Cost Drivers (21-22 increases)

<u>Budget Line</u>	<u>Increase</u>
• Health Insurance	\$2,133,664
• Deferred Charge- IDA	\$2,000,000
• Debt Service	\$1,944,705
• Pension	\$905,885
• Cost of State Psychiatric Service	<u>\$484,819</u>
<b>Total Impact</b>	<b>\$7,469,073</b>

# Total Budget-Revenue

## Year to Year Revenue Comparisons

	<u>2021</u>	<u>2022</u>	<u>21 vs. 22</u>	<u>Inc/(Dec)%</u>	<u>Revenue %</u>
Section A Local Revenues	8,340,000	9,210,000	870,000	10.43%	3.6%
Section C assumption of State Costs	745,789	715,822	-29,967	-4.02%	0.3%
Section E: Other Special Items	4,396,925	4,655,792	258,867	5.89%	1.8%
Section E: Increase in Fees Chapter 370	987,000	1,091,000	104,000	10.54%	0.4%
Interest Income	759,000	650,000	(109,000)	-14.36%	0.3%
Shared Services ***	2,478,164	3,123,298	645,134	26.03%	1.2%
FEMA	2,078,190	0	(2,078,190)	-100.00%	0.0%
Pension Reimbursement	1,250,698	1,263,130	12,432	0.99%	0.5%
Fund Balance	19,790,000	23,790,000	4,000,000	20.21%	9.3%
Tax Levy	202,540,557	210,542,543	8,001,986	3.95%	82.6%
<b>Total Revenues</b>	<b>243,366,323</b>	<b>255,041,585</b>	<b>11,675,262</b>	<b>4.80%</b>	<b>100.0%</b>

# Total Budget-Expenditures

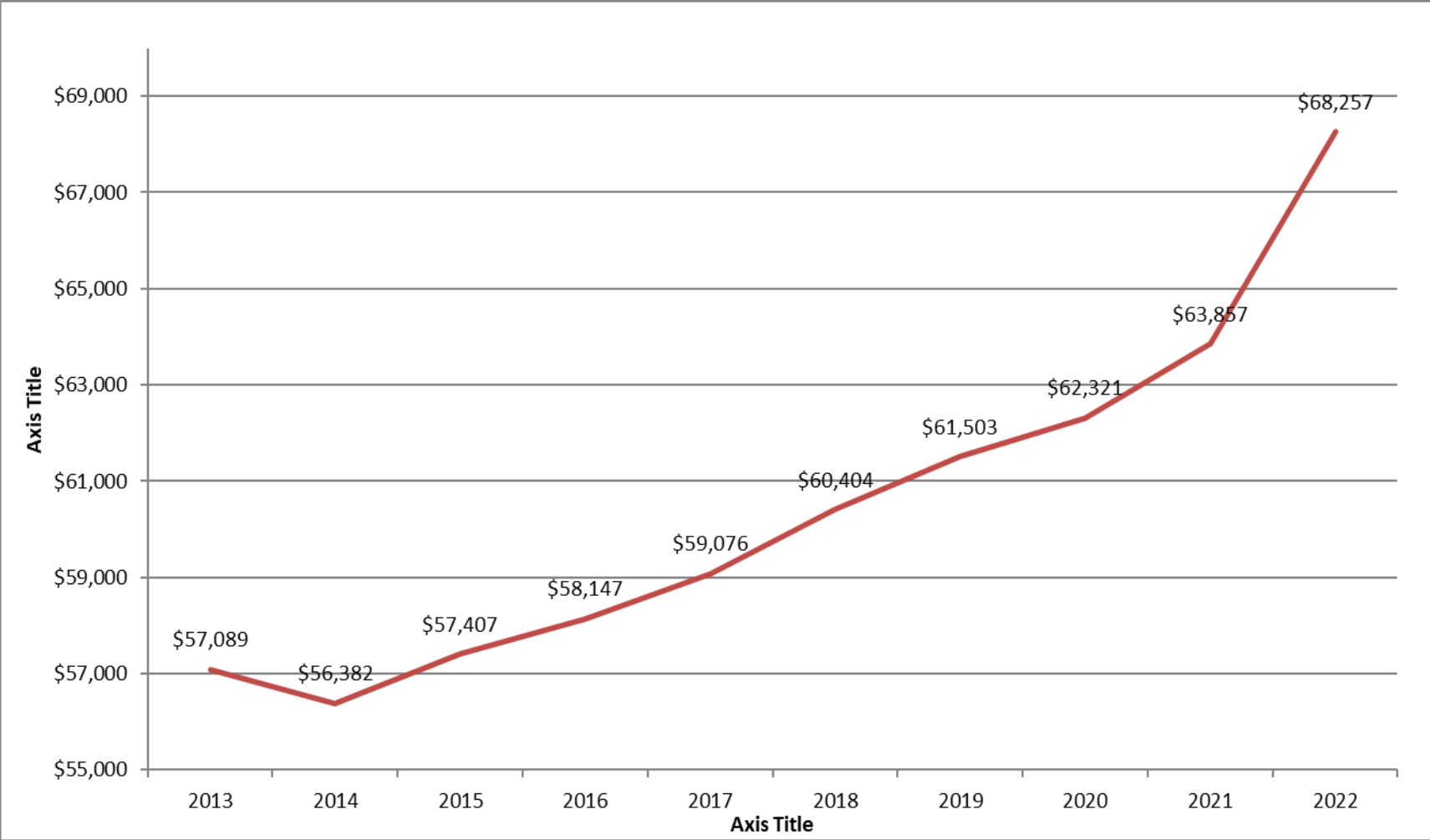
Category	2021	2022	21 vs. 22	%
County Departments	114,540,472	118,332,785	3,792,313	3.31%
Outside Agencies	42,081,283	42,231,129	149,846	0.36%
Insurance(s)	34,806,352	37,097,023	2,290,671	6.58%
State Program Costs	2,394,047	2,878,866	484,819	20.25%
Pension	16,317,654	17,223,539	905,885	5.55%
Capital	3,000,000	3,000,000	-	0.00%
Debt Service	23,793,729	25,723,034	1,929,305	8.11%
Deferred Charges	41,388	2,000,000	1,958,612	4732.26%
Other	6,391,396	6,555,209	163,813	2.56%
<b>Total</b>	<b>243,366,322</b>	<b>255,041,585</b>	<b>11,675,263</b>	<b>4.80%</b>



# Regenerated Fund Balance

<u>Year</u>	<u>Balance</u>	<u>Utilized</u>	<u>Regenerated</u>	<u>Sub Total</u>	<u>Ending Balance</u>	<u>Reserve</u>	<u>Inc/(Dec)</u>
2016	37,963,871	19,000,000	23,811,641	42,775,512	40,775,512	(2,000,000)	\$ 2,811,641
2017	40,775,512	19,000,000	25,279,597	47,055,109	45,055,109	(2,000,000)	\$ 4,279,597
2018	45,055,109	19,000,000	20,817,263	46,872,372	46,872,372		\$ (182,737)
2019	46,872,372	19,000,000	20,284,435	48,156,807	47,756,807	(400,000)	\$ 1,284,435
2020	47,772,752	19,000,000	18,747,024	47,519,776	47,519,776		\$ (637,031)
2021	47,519,776	19,790,000	27,684,574	55,414,350	55,414,350		\$ 7,894,574

# Increase In Assessed Value (Millions)



# Tax Rate Effect on Average Home \$476,772

## \$26.28 Per Year For 2022

### COUNTY OF SOMERSET

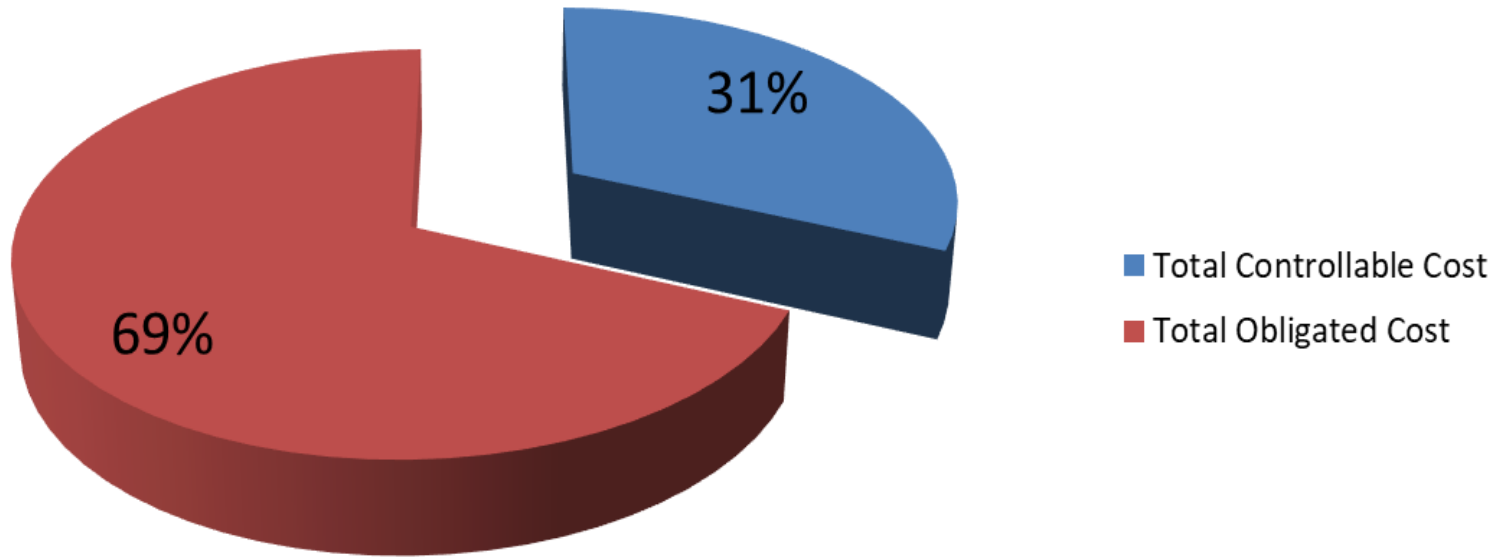
#### 2022 Introduced Budget Info

	2021	Intro 2022	Dollar Change	% Change
Total Net Value Assessed	63,857,129,108	68,257,108,887	4,399,979,779	6.89%
Total Budget w/ Grants	276,384,967	291,477,038	15,092,071	5.46%
<b>County Levy</b>	<b>202,540,557</b>	<b>210,542,543</b>	8,001,986	3.95%
Without Grants	243,366,323	255,041,585	11,675,262	4.80%
Grants	4,813,838	13,392,883	8,579,045	178.22%
<b>Tax Rate</b>	<b>0.3172</b>	<b>0.3085</b>	<b>(0.008723)</b>	<b>-2.75%</b>
Average House Annual Tax	1,444	1,471	26.29	1.82%

Note: Plus Sign (+) = increase, Minus Sign = Decrease

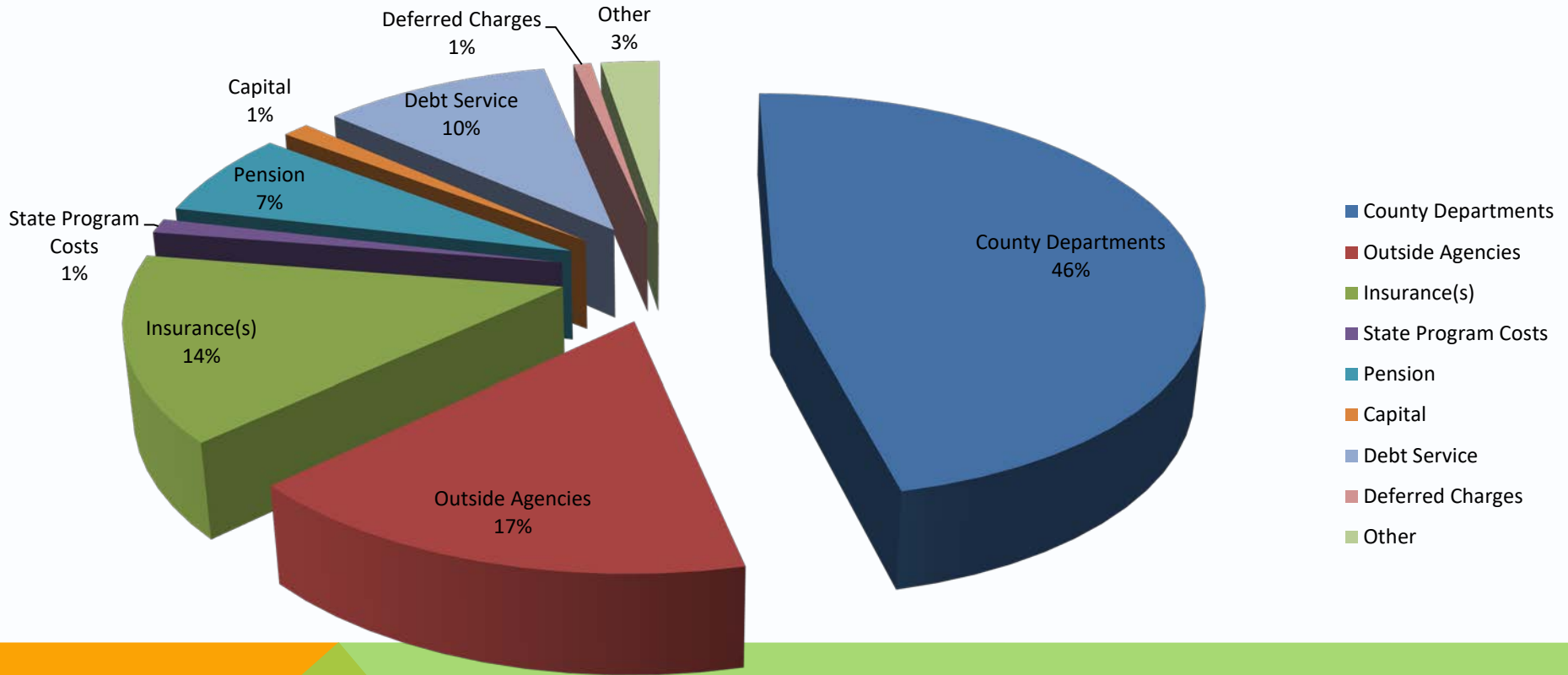
# Cost We Can Control vs. Cost We Are Obligated For

Total Controllable + Obligated Cost



# County Department vs. Other

## Total Budget - Expenditures



# What Does This Budget Do?

- Maintains 248 centerline miles of county roads and 752 bridges
- Maintains 38 parks, recreation and open space areas encompassing 15,000 acres
- Funds nearly 200 shared services with local governments and other organizations in the county
- Partially funds Somerset County Vocational Technical School, Raritan Valley Community College, Social Services and Somerset County Park Commission
- Fully funds Somerset County Emergency Services Training Academy
- Partially funds the Somerset County Business Partnership

# Bond Rating

**Aaa**

**Highest  
Quality**

**Moody's**

**Aaa**

**Extremely  
Strong**

**Standard &  
Poor's**

**Thank You!!!!!!**

