



# 2023 SOMERSET COUNTY AMENDED OPERATING BUDGET

Somerset County Board of County Commissioners:  
Director Shanel Y. Robinson, Deputy Director Douglas Singleterry,  
Commissioner Sara Sooy, Commissioner Melanie Marano,  
Commissioner Paul M. Drake

# 2023 Somerset County Budget

Prepared and Presented by:


Colleen Mahr  
County Administrator

Yvonne Childress  
Director of Finance and Administrative Services




# Somerset County Mission Statement

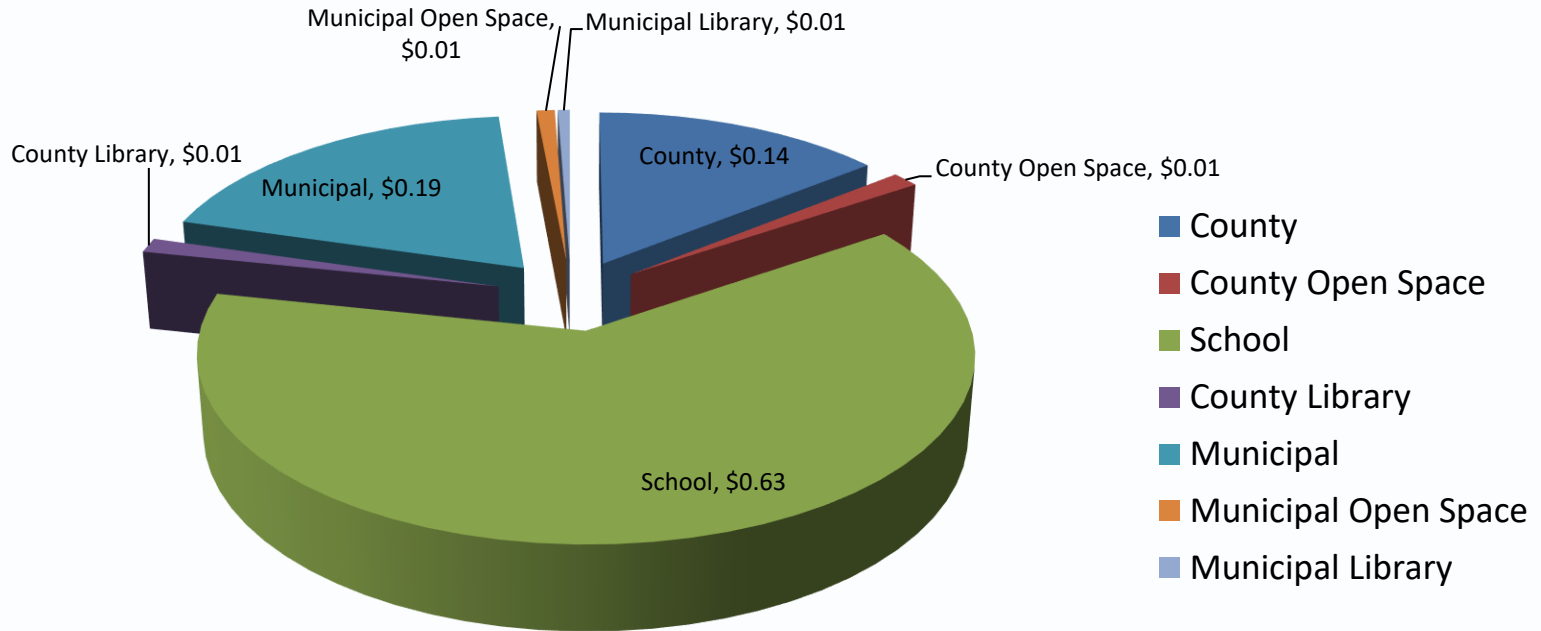
The County of Somerset is committed to excellence and innovation in public service, promoting the well-being of all residents and communities by providing effective, efficient, and responsive leadership.



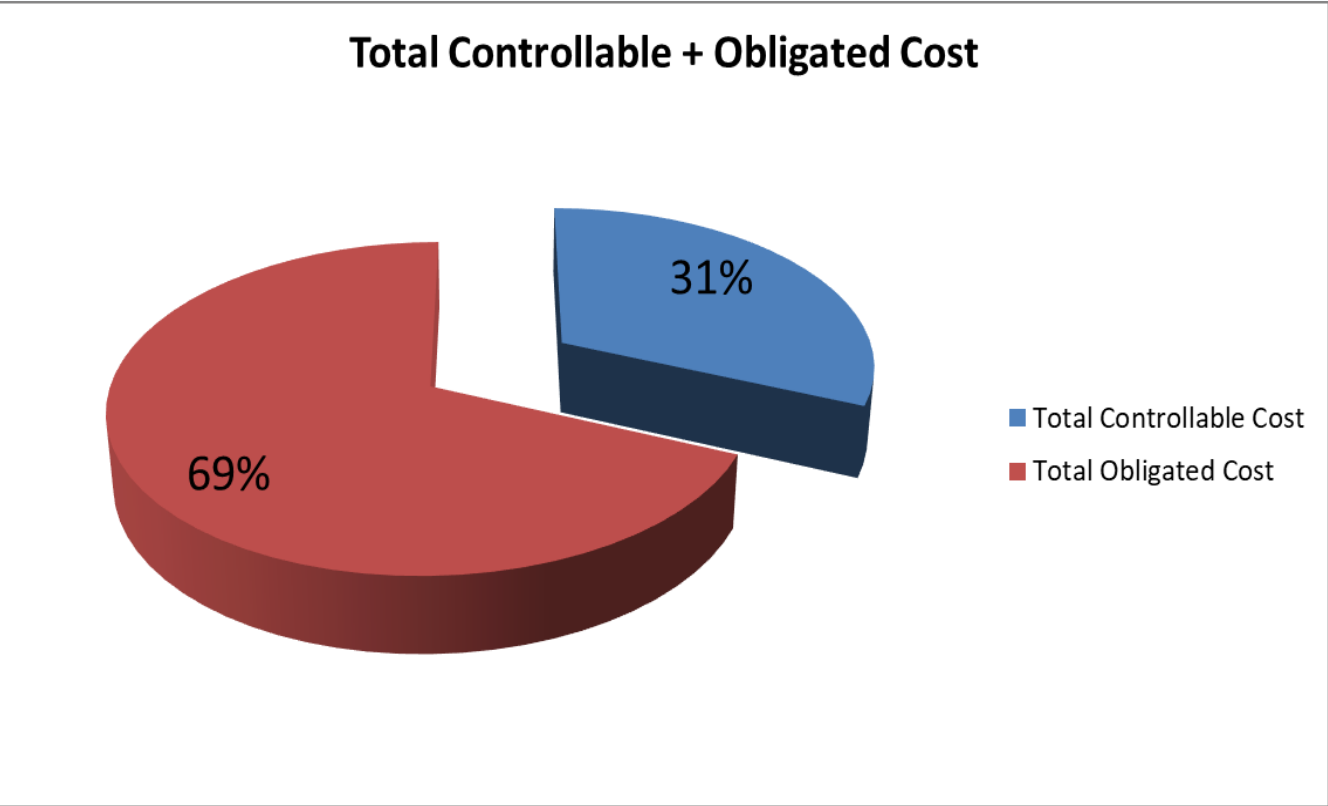
# 2023 Commissioner Budget Directives

- Fund all existing services
  - Maintain a AAA bond rating
  - Maintain “A healthy fund balance” (surplus)
  - Fund all statutory obligations
    - e.g., Debt Service, Pension, Health Benefits
  - Embrace a workforce that is diverse, inclusive, and innovative
  - Present a well-thought-out budget funded by a sensible tax rate
  - “No surprises” for the taxpayer
- 

# Where Did Your 2022 Tax Dollar Go?



# Controlled Cost vs. Obligated Cost



# Cost Drivers (22 vs 23)

## Budget Line

## Increase

• Health Insurance	\$ 237,925
• Social Services	\$ 75,000
• Deferred Charge- Ida Recovery	\$2,000,000
• Debt Service	\$2,665,677
• Pension	\$1,589,844
• Fringe	\$ 406,707
<b>Total Impact</b>	<b>\$6,975,153</b>

# Total Budget-Revenue

## Year to Year Revenue Comparisons Amended Budget

	<u>2022</u>	<u>2023</u>	<u>22 vs. 23</u>	<u>Inc/(Dec)%</u>	<u>Revenue %</u>
Section A Local Revenues	9,210,000	8,720,000	-490,000	-5.32%	3.3%
Section C assumption of State Costs	715,822	731,892	16,070	2.24%	0.3%
Section E: Other Special Items	4,655,792	3,792,603	-863,189	-18.54%	1.4%
Section E: Increase in Fees Chapter 370	1,091,000	1,087,000	-4,000	-0.37%	0.4%
Interest Income	650,000	1,200,000	550,000	84.62%	0.5%
Shared Services ***	3,123,298	3,257,689	134,391	4.30%	1.2%
FEMA	0	2,000,000	2,000,000	#DIV/0!	0.8%
Pension Reimbursement	1,263,130	1,444,462	181,332	14.36%	0.5%
Fund Balance	23,790,000	23,790,000	0	0.00%	8.9%
Tax Levy	210,542,543	219,830,471	9,287,928	4.41%	82.7%
<b>Total Revenues</b>	<b>255,041,585</b>	<b>265,854,117</b>	<b>10,812,532</b>	<b>4.24%</b>	<b>100.0%</b>



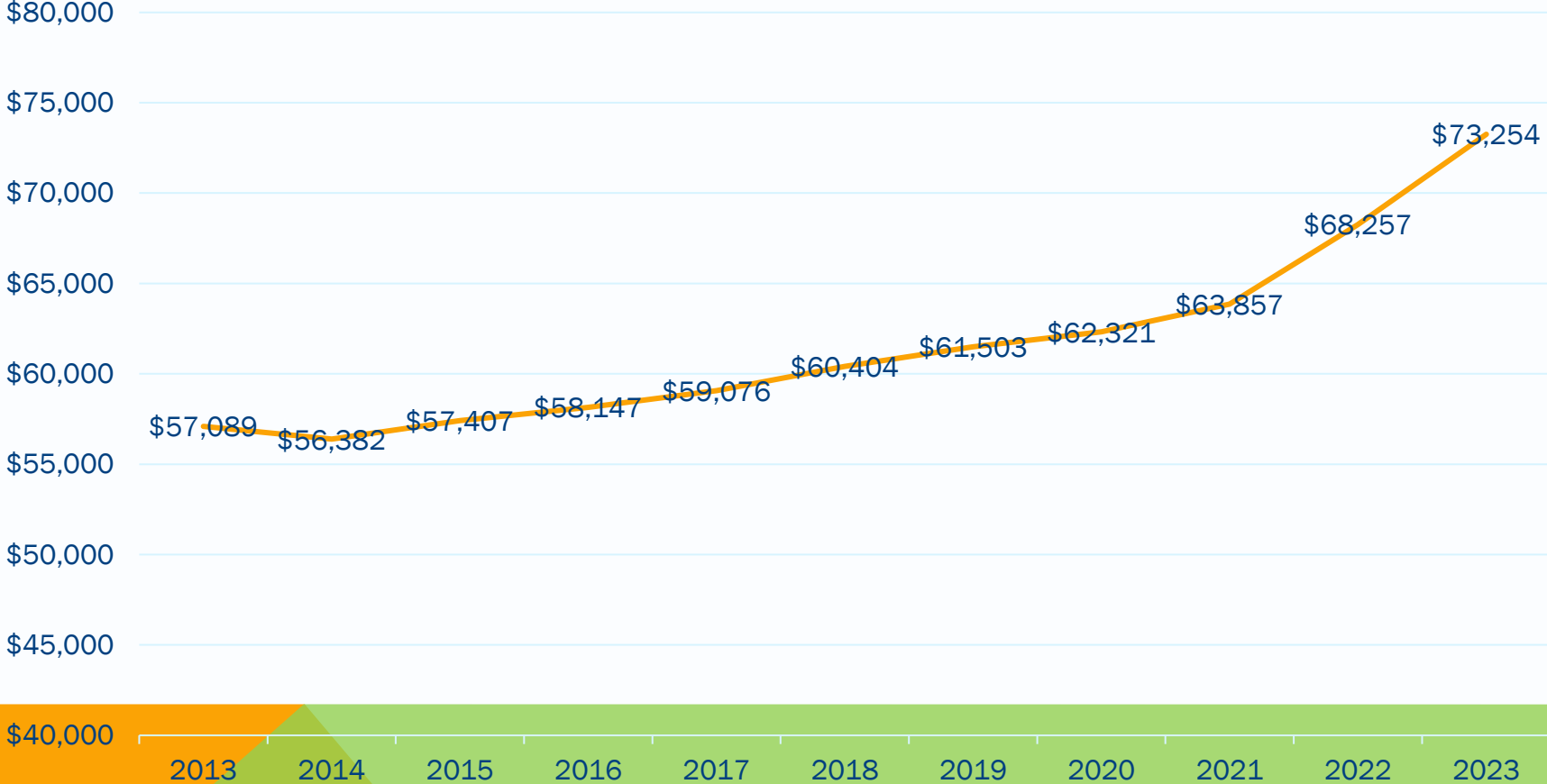
# Total Budget-Expenditures

Category	2022	2023	22 vs. 23	%
County Departments	118,332,785	123,083,626	4,750,840	4.01%
Outside Agencies	42,231,129	42,751,760	520,631	1.23%
Insurance(s)	37,097,023	37,804,178	707,155	1.91%
State Program Costs	2,878,866	2,738,360	(140,506)	-4.88%
Pension	17,223,539	18,813,383	1,589,844	9.23%
Capital	3,000,000	2,750,000	(250,000)	-8.33%
Debt Service	25,723,034	28,388,712	2,665,677	10.36%
Deferred Charges	2,000,000	2,000,000	-	0.00%
Other	6,555,209	7,524,099	968,891	14.78%
<b>Total</b>	<b>255,041,585</b>	<b>265,854,117</b>	<b>10,812,532</b>	<b>4.24%</b>

# Regenerated Fund Balance

<u>Year</u>	<u>Beginning</u>	<u>Utilized</u>	<u>% Utilized</u>	<u>Regenerated</u>	<u>Ending Balance</u>	<u>Reserved</u>	<u>Inc/(Dec)</u>
2017	40,775,512	19,000,000	47%	25,279,597	47,055,109	2,000,000	4,279,597
2018	45,055,109	19,000,000	42%	20,817,263	46,872,372		(182,737)
2019	46,872,372	19,000,000	41%	20,284,435	48,156,807	400,000	1,284,435
2020	47,772,752	19,000,000	40%	18,747,024	47,519,776		(637,031)
2021	47,519,776	19,790,000	42%	27,684,574	55,414,350		7,894,574
2022	55,464,350	23,790,000	43%	24,836,998	56,511,348		1,096,998

# Increase In Assessed Value (Millions)



# Tax Rate Effect on Average Home \$510,695 \$63.41 Per Year For 2023

## COUNTY OF SOMERSET 2023 Amended Budget Info

	2022	Intro 2023	Dollar Change	% Change	Amended 2023	Dollar Change	% Change
Total Net Value Assessed	68,257,108,887	73,255,229,039	4,998,120,152	7.32%	73,255,229,039	4,998,120,152	7.32%
<b>County Levy</b>	<b>210,542,543</b>	<b>221,882,385</b>	11,339,842	5.39%	<b>219,830,471</b>	<b>9,287,928</b>	4.41%
Without Grants	255,041,585	266,346,509	11,304,924	4.43%	265,854,117	10,812,532	4.24%
<b>Tax Rate</b>	<b>0.3085</b>	<b>0.3032</b>	<b>(0.00526)</b>	<b>-1.70%</b>	<b>0.3004</b>	<b>(0.0081)</b>	<b>-2.62%</b>
Average Home Value	476,772	510,695	33,923	7.12%	510,695	33,923	7.12%
Average Home Annual Tax	1,471	1,548	77.71	5.28%	1,534	63.41	4.31%

# What Does this Budget Accomplish?

- Maintains significant physical infrastructure
    - 15,000 acres of open space and recreation areas, including 38 parks
    - 248 miles of county roads and 752 bridges
  - Funds high-performing public health, 911 communications, emergency response, and training capabilities
  - Funds comprehensive human services operations during a mental health and/or substance use crisis
  - Provides vital transit services to our workforce and seniors
- 

# What Does this Budget Accomplish? (Con't.)

- Supports economic development, tourism, and planning
- Offers nearly 200 shared services with local governments and schools
- Partially funds affiliated agencies including:
  - Somerset County Vocational Technical School
  - Raritan Valley Community College
  - Somerset County Park Commission
  - Social Services
  - Somerset County Business Partnership
- Maintains county's AAA Bond Rating

**Second Reading of the Budget and Public Hearing:  
June 27, 2023**

