



*Brett A. Radi*  
 Brett A. Radi, County Clerk

# OFFICIAL MACHINE BALLOT - GENERAL ELECTION

TUESDAY, NOVEMBER 3, 2015, SOMERSET COUNTY, NEW JERSEY  
 TOWNSHIP OF BEDMINSTER

General Election	REPUBLICAN Column 1	DEMOCRATIC Column 2	NOMINATION BY PETITION Column 3	PERSONAL CHOICE
New Jersey Assembly 23rd Legislative District Vote for Two	John <b>DiMAIO</b> <input type="checkbox"/>	Maria <b>RODRIGUEZ</b> <input type="checkbox"/>		<b>Write In</b> <i>(Use keyboard below)</i> <input type="checkbox"/>
	Erik <b>PETERSON</b> <input type="checkbox"/>	Marybeth <b>MACIAG</b> <input type="checkbox"/>		<b>Write In</b> <i>(Use keyboard below)</i> <input type="checkbox"/>
Surrogate Vote for One	Frank <b>BRUNO</b> <input type="checkbox"/>	Christian <b>MASTONDREA</b> <input type="checkbox"/>		<b>Write In</b> <i>(Use keyboard below)</i> <input type="checkbox"/>
Board of Chosen Freeholders Vote for Two	Patrick <b>SCAGLIONE</b> <input type="checkbox"/>	Brian <b>REGAN</b> <input type="checkbox"/>		<b>Write In</b> <i>(Use keyboard below)</i> <input type="checkbox"/>
	Mark <b>CALIGUIRE</b> <input type="checkbox"/>	Patrick <b>O'CONNELL</b> <input type="checkbox"/>		<b>Write In</b> <i>(Use keyboard below)</i> <input type="checkbox"/>
Township Committee Vote for Two	Steven E. <b>PARKER</b> <input type="checkbox"/>	Kim <b>LAZRIS</b> <input type="checkbox"/>		<b>Write In</b> <i>(Use keyboard below)</i> <input type="checkbox"/>
	Lawrence F. <b>JACOBS</b> <input type="checkbox"/>	Zaheer A. <b>JAN</b> <input type="checkbox"/>		<b>Write In</b> <i>(Use keyboard below)</i> <input type="checkbox"/>

### INSTRUCTIONS FOR VOTING

- 1 Press the square  to the right of the candidate of your choice. A green arrow will appear signifying your selection.
- 2 To vote in favor of a question, press the square  to the right of the word "YES." To vote against it, press the square  to the right of the word "NO." A green arrow  will appear next to your selection.
- 3 To change any selection, press the square  again. The green arrow will disappear and you may make a new selection.
- 4 After you have completed all your selections, then press the cast vote button  located in the lower right hand corner of the machine. This electronically records all of your votes.
- 5 Part the curtains and exit the voting booth.

WARNING that an improperly cast write-in vote will be void and not counted. When choosing a personal choice (write-in), whatever office you choose to put in a personal choice for, that is the only office to which the vote will be counted. Any improperly cast vote will not be counted. Please read the face of the ballot carefully before taking this option. Should you have any questions regarding the personal choice, please ask the district board worker before entering the voting booth.

### PERSONAL CHOICE (WRITE-IN) INSTRUCTIONS

- The following is a step-by-step procedure for casting a write-in vote.
- 1 UPON ENTERING THE VOTING BOOTH, LOCATE THE OFFICE YOU WISH TO VOTE FOR (OFFICES WILL BE LISTED TO THE LEFT OF THE BALLOT) AND FOLLOW THIS ROW ACROSS TO THE PERSONAL CHOICE COLUMN AND PRESS THE BUTTON.
  - 2 A GREEN ARROW  WILL BEGIN TO FLASH. (NOTE: THE "—" WILL CONTINUE TO FLASH UNTIL THE WRITE-IN IS COMPLETED).
  - 3 AT THE BOTTOM OF THE BALLOT IS THE MAROON WRITE-IN KEYPAD, WHICH IS APPROXIMATELY WAIST HIGH. TYPE IN THE FIRST NAME OF THE CANDIDATE FOR WHOM YOU WISH TO VOTE. USE THE ARROW KEY FOR THE SPACE. THEN TYPE IN THE LAST NAME. NOW PRESS "ENTER" WHICH IS LOCATED ON THE PAD.
- IF AN ERROR ON THE WRITE-IN IS MADE - BEFORE YOU PRESS "ENTER" ON THE WRITE-IN KEYPAD - PRESS THE ARROW KEY TO THE LEFT UNTIL THE ERROR IS CLEARED AND THEN RE-TYPE THE NAME. TO MAKE A SPACE, PRESS THE ARROW KEY TO THE RIGHT.

AFTER YOU HAVE COMPLETED VOTING THE ENTIRE BALLOT, PRESS THE ORANGE  "CAST VOTE" BUTTON LOCATED ON YOUR LOWER RIGHT-HAND SIDE.  
 DO NOT PRESS THE CAST VOTE BUTTON UNTIL YOU ARE SURE YOU ARE FINISHED VOTING.


<		>	A	B	C	D	E	F	G	H	I	J	K	L	M	<input type="button" value=""/>	<input type="button" value=""/>
ENTER			N	O	P	Q	R	S	T	U	V	W	X	Y	Z	<input type="button" value=""/>	<input type="button" value=""/>

### WARNING:

**DO NOT PRESS THE "CAST VOTE" BUTTON UNTIL YOU HAVE MADE ALL DESIRED SELECTIONS. CAST VOTE BUTTON**

## SCHOOL ELECTION - BEDMINSTER SCHOOL DISTRICT

School Election	NOMINATION BY PETITION	NOMINATION BY PETITION	NOMINATION BY PETITION	PERSONAL CHOICE
For Membership to the Board of Education Full Three Year Term Vote for Three	Brian B. <b>HAGGERTY</b> <input type="checkbox"/>	Jennifer <b>CERRA-JOHANSSON</b> <input type="checkbox"/>	Jeff <b>REAVES</b> <input type="checkbox"/>	<b>Write In</b> <i>(Use keyboard below)</i> <input type="checkbox"/>
				<b>Write In</b> <i>(Use keyboard below)</i> <input type="checkbox"/>
				<b>Write In</b> <i>(Use keyboard below)</i> <input type="checkbox"/>



*Brett A. Radi*  
Brett A. Radi, County Clerk

# OFFICIAL MACHINE BALLOT - GENERAL ELECTION

TUESDAY, NOVEMBER 3, 2015, SOMERSET COUNTY, NEW JERSEY  
TOWNSHIP OF BERNARDS

General Election	REPUBLICAN Column 1	DEMOCRATIC Column 2	NOMINATION BY PETITION Column 3	PERSONAL CHOICE
New Jersey Assembly 21st Legislative District Vote for Two	Jon <b>BRAMNICK</b> <input type="checkbox"/>	Jill Anne <b>LaZARE</b> <input type="checkbox"/>		<b>Write In</b> <input type="checkbox"/> <i>(Use keyboard below)</i>
	Nancy <b>MUNOZ</b> <input type="checkbox"/>	David <b>BARNETT</b> <input type="checkbox"/>		<b>Write In</b> <input type="checkbox"/> <i>(Use keyboard below)</i>
Surrogate Vote for One	Frank <b>BRUNO</b> <input type="checkbox"/>	Christian <b>MASTONDREA</b> <input type="checkbox"/>		<b>Write In</b> <input type="checkbox"/> <i>(Use keyboard below)</i>
Board of Chosen Freeholders Vote for Two	Patrick <b>SCAGLIONE</b> <input type="checkbox"/>	Brian <b>REGAN</b> <input type="checkbox"/>		<b>Write In</b> <input type="checkbox"/> <i>(Use keyboard below)</i>
	Mark <b>CALIGUIRE</b> <input type="checkbox"/>	Patrick <b>O'CONNELL</b> <input type="checkbox"/>		<b>Write In</b> <input type="checkbox"/> <i>(Use keyboard below)</i>
Township Committee Vote for Two	Carolyn <b>GAZIANO</b> <input type="checkbox"/>	No Nomination Made		<b>Write In</b> <input type="checkbox"/> <i>(Use keyboard below)</i>
	John <b>MALAY</b> <input type="checkbox"/>	No Nomination Made		<b>Write In</b> <input type="checkbox"/> <i>(Use keyboard below)</i>

### INSTRUCTIONS FOR VOTING

- 1 Press the square  to the right of the candidate of your choice. A green arrow will appear signifying your selection.
- 2 To vote in favor of a question, press the square  to the right of the word "YES." To vote against it, press the square  to the right of the word "NO." A green arrow  will appear next to your selection.
- 3 To change any selection, press the square  again. The green arrow will disappear and you may make a new selection.
- 4 After you have completed all your selections, then press the cast vote button  located in the lower right hand corner of the machine. This electronically records all of your votes.
- 5 Part the curtains and exit the voting booth.

WARNING that an improperly cast write-in vote will be void and not counted. When choosing a personal choice (write-in), whatever office you choose to put in a personal choice for, that is the only office to which the vote will be counted. Any improperly cast vote will not be counted. Please read the face of the ballot carefully before taking this option. Should you have any questions regarding the personal choice, please ask the district board worker before entering the voting booth.

### PERSONAL CHOICE (WRITE-IN) INSTRUCTIONS

- The following is a step-by-step procedure for casting a write-in vote.
- 1 UPON ENTERING THE VOTING BOOTH, LOCATE THE OFFICE YOU WISH TO VOTE FOR (OFFICES WILL BE LISTED TO THE LEFT OF THE BALLOT) AND FOLLOW THIS ROW ACROSS TO THE PERSONAL CHOICE COLUMN AND PRESS THE BUTTON.
  - 2 A GREEN ARROW  WILL BEGIN TO FLASH. (NOTE: THE "—" WILL CONTINUE TO FLASH UNTIL THE WRITE-IN IS COMPLETED).
  - 3 AT THE BOTTOM OF THE BALLOT IS THE MAROON WRITE-IN KEYPAD, WHICH IS APPROXIMATELY WAIST HIGH. TYPE IN THE FIRST NAME OF THE CANDIDATE FOR WHOM YOU WISH TO VOTE. USE THE ARROW KEY FOR THE SPACE. THEN TYPE IN THE LAST NAME. NOW PRESS "ENTER" WHICH IS LOCATED ON THE PAD.
- IF AN ERROR ON THE WRITE-IN IS MADE - BEFORE YOU PRESS "ENTER" ON THE WRITE-IN KEYPAD - PRESS THE ARROW KEY TO THE LEFT UNTIL THE ERROR IS CLEARED AND THEN RE-TYPE THE NAME. TO MAKE A SPACE, PRESS THE ARROW KEY TO THE RIGHT.

AFTER YOU HAVE COMPLETED VOTING THE ENTIRE BALLOT, PRESS THE ORANGE  "CAST VOTE" BUTTON LOCATED ON YOUR LOWER RIGHT-HAND SIDE.  
DO NOT PRESS THE CAST VOTE BUTTON UNTIL YOU ARE SURE YOU ARE FINISHED VOTING.


<		>	A	B	C	D	E	F	G	H	I	J	K	L	M	<input type="button" value="ENTER"/>	<input type="button" value="CAST VOTE"/>
			N	O	P	Q	R	S	T	U	V	W	X	Y	Z	<input type="button" value="CAST VOTE"/>	<input type="button" value="CAST VOTE"/>

### WARNING:

**DO NOT PRESS THE "CAST VOTE" BUTTON UNTIL YOU HAVE MADE ALL DESIRED SELECTIONS. CAST VOTE BUTTON**

## SCHOOL ELECTION - BERNARDS SCHOOL DISTRICT

School Election	NOMINATION BY PETITION	NOMINATION BY PETITION	NOMINATION BY PETITION	PERSONAL CHOICE
For Membership to the Board of Education Full Three Year Term Vote for Three	Karen <b>RICHMAN</b> <input type="checkbox"/>	Beverly Darvin <b>CWERNER</b> <input type="checkbox"/>	Robin <b>McKEON</b> <input type="checkbox"/>	<b>Write In</b> <input type="checkbox"/> <i>(Use keyboard below)</i>
				<b>Write In</b> <input type="checkbox"/> <i>(Use keyboard below)</i>
				<b>Write In</b> <input type="checkbox"/> <i>(Use keyboard below)</i>



*Brett A. Radi*  
Brett A. Radi, County Clerk

# OFFICIAL MACHINE BALLOT - GENERAL ELECTION

TUESDAY, NOVEMBER 3, 2015, SOMERSET COUNTY, NEW JERSEY

BOROUGH OF BERNARDSVILLE

General Election	REPUBLICAN Column 1	DEMOCRATIC Column 2	NOMINATION BY PETITION Column 3	PERSONAL CHOICE
New Jersey Assembly 25th Legislative District Vote for Two	Michael Patrick <b>CARROLL</b> <input type="checkbox"/>	Richard J. <b>CORCORAN, III</b> <input type="checkbox"/>		<b>Write In</b> <i>(Use keyboard below)</i> <input type="checkbox"/>
	Anthony M. <b>BUCCO</b> <input type="checkbox"/>	Thomas <b>MORAN</b> <input type="checkbox"/>		<b>Write In</b> <i>(Use keyboard below)</i> <input type="checkbox"/>
Surrogate Vote for One	Frank <b>BRUNO</b> <input type="checkbox"/>	Christian <b>MASTONDREA</b> <input type="checkbox"/>		<b>Write In</b> <i>(Use keyboard below)</i> <input type="checkbox"/>
Board of Chosen Freeholders Vote for Two	Patrick <b>SCAGLIONE</b> <input type="checkbox"/>	Brian <b>REGAN</b> <input type="checkbox"/>		<b>Write In</b> <i>(Use keyboard below)</i> <input type="checkbox"/>
	Mark <b>CALIGUIRE</b> <input type="checkbox"/>	Patrick <b>O'CONNELL</b> <input type="checkbox"/>		<b>Write In</b> <i>(Use keyboard below)</i> <input type="checkbox"/>
Borough Council Vote for Two	Michael <b>dePOORTERE</b> <input type="checkbox"/>	Michael P. <b>O'BRIEN</b> <input type="checkbox"/>		<b>Write In</b> <i>(Use keyboard below)</i> <input type="checkbox"/>
	Jeffrey J. <b>DeLEO</b> <input type="checkbox"/>	Melissa <b>PROVOST</b> <input type="checkbox"/>		<b>Write In</b> <i>(Use keyboard below)</i> <input type="checkbox"/>

### INSTRUCTIONS FOR VOTING

- Press the square  to the right of the candidate of your choice. A green arrow will appear signifying your selection.
- To vote in favor of a question, press the square  to the right of the word "YES." To vote against it, press the square  to the right of the word "NO." A green arrow  will appear next to your selection.
- To change any selection, press the square  again. The green arrow will disappear and you may make a new selection.
- After you have completed all your selections, then press the cast vote button  located in the lower right hand corner of the machine. This electronically records all of your votes.
- Part the curtains and exit the voting booth.

WARNING that an improperly cast write-in vote will be void and not counted. When choosing a personal choice (write-in), whatever office you choose to put in a personal choice for, that is the only office to which the vote will be counted. Any improperly cast vote will not be counted. Please read the face of the ballot carefully before taking this option. Should you have any questions regarding the personal choice, please ask the district board worker before entering the voting booth.

### PERSONAL CHOICE (WRITE-IN) INSTRUCTIONS

- The following is a step-by-step procedure for casting a write-in vote.
- UPON ENTERING THE VOTING BOOTH, LOCATE THE OFFICE YOU WISH TO VOTE FOR (OFFICES WILL BE LISTED TO THE LEFT OF THE BALLOT) AND FOLLOW THIS ROW ACROSS TO THE PERSONAL CHOICE COLUMN AND PRESS THE BUTTON.
  - A GREEN ARROW  WILL BEGIN TO FLASH. (NOTE: THE "—" WILL CONTINUE TO FLASH UNTIL THE WRITE-IN IS COMPLETED).
  - AT THE BOTTOM OF THE BALLOT IS THE MAROON WRITE-IN KEYPAD, WHICH IS APPROXIMATELY WAIST HIGH. TYPE IN THE FIRST NAME OF THE CANDIDATE FOR WHOM YOU WISH TO VOTE. USE THE ARROW KEY FOR THE SPACE. THEN TYPE IN THE LAST NAME. NOW PRESS "ENTER" WHICH IS LOCATED ON THE PAD.
- IF AN ERROR ON THE WRITE-IN IS MADE - BEFORE YOU PRESS "ENTER" ON THE WRITE-IN KEYPAD - PRESS THE ARROW KEY TO THE LEFT UNTIL THE ERROR IS CLEARED AND THEN RE-TYPE THE NAME. TO MAKE A SPACE, PRESS THE ARROW KEY TO THE RIGHT.
- AFTER YOU HAVE COMPLETED VOTING THE ENTIRE BALLOT, PRESS THE ORANGE  "CAST VOTE" BUTTON LOCATED ON YOUR LOWER RIGHT-HAND SIDE.
- DO NOT PRESS THE CAST VOTE BUTTON UNTIL YOU ARE SURE YOU ARE FINISHED VOTING.

<		>	A	B	C	D	E	F	G	H	I	J	K	L	M	<input type="button" value="ENTER"/>	<input type="button" value="CAST VOTE"/>
ENTER	N	O	P	Q	R	S	T	U	V	W	X	Y	Z	<input type="button" value="CAST VOTE"/>	<input type="button" value="CAST VOTE"/>		

## SCHOOL ELECTION - SOMERSET HILLS SCHOOL DISTRICT

School Election	NOMINATION BY PETITION	PERSONAL CHOICE
For Membership to the Board of Education Full Three Year Term Vote for One	Janis <b>VIRTUE</b> <input type="checkbox"/>	<b>Write In</b> <i>(Use keyboard below)</i> <input type="checkbox"/>

### PUBLIC QUESTION TO BE VOTED UPON

#### Somerset Hills School District

The Board of Education of the Somerset Hills Regional School District in the County of Somerset, New Jersey is authorized to undertake a school facilities project consisting of (A) the renovation/upgrade of Marion T. Bedwell Elementary School in order to provide renovated restrooms including ADA compliance and accessibility upgrades and site improvements to road and sidewalk areas to enhance safety and accessibility for both the Marion T. Bedwell Elementary School/Bernardsville Middle School campus and (B) the renovation/upgrade of Bernards High School in order to provide for the conversion of the former, unused auditorium to a library/media center, the conversion of the current library/media center to special and general classrooms and various site improvements to provide parking/accessibility upgrades and paving/drainage improvements. The Board is authorized to expend on such project and issue bonds for such project in an amount not to exceed \$5,829,094. The State has agreed to provide debt service aid in the amount of 40% of the "final eligible costs" of the school facilities project. All of the costs of the project are final eligible costs. The local shares of each of the projects may be transferred among projects.

#### Explanatory Statement

#### THE PROJECT

The Board is Seeking to undertake the following facilities improvements:

- The renovation/upgrade of Marion T. Bedwell Elementary School in order to provide renovated restrooms including ADA compliance and accessibility upgrades and site improvements to road and sidewalk areas to enhance safety and accessibility for both the Marion T. Bedwell Elementary School/Bernardsville Middle School campus; and
- The renovation/upgrade of Bernards High School in order to provide for the conversion of the former, unused auditorium to a library/media center, the conversion of the current library/media center to special and general classrooms and various site improvements to provide parking/accessibility upgrades and paving/drainage improvements.

#### PROJECT COSTS

The total costs of the project shall not exceed \$5,829,094. The Board has received an award of State funding in the amount of 40%, reducing the taxpayers' share of the project to 60% of the project cost.


#### 40% STATE FUNDING FOR THE PROJECT

The Board has received State funding for the project in the form of debt service aid on the bonds issued for the Project. The State has awarded debt service aid in the amount of 40%. This State aid reduces the taxpayers' share of the project to 60% of the project cost. Such State funding will only be available if the referendum passes.

**Yes**

**No**

**WARNING:**  
DO NOT PRESS THE "CAST VOTE" BUTTON UNTIL YOU HAVE MADE ALL DESIRED SELECTIONS. CAST VOTE BUTTON



*Brett A. Radi*  
Brett A. Radi, County Clerk

# OFFICIAL MACHINE BALLOT - GENERAL ELECTION

TUESDAY, NOVEMBER 3, 2015, SOMERSET COUNTY, NEW JERSEY  
BOROUGH OF BOUND BROOK

General Election	REPUBLICAN Column 1	DEMOCRATIC Column 2	NOMINATION BY PETITION Column 3	PERSONAL CHOICE
New Jersey Assembly 23rd Legislative District Vote for Two	John <b>DiMAIO</b> <input type="checkbox"/> 8	Maria <b>RODRIGUEZ</b> <input type="checkbox"/> 8		<b>Write In</b> <i>(Use keyboard below)</i> <input type="checkbox"/> 8
	Erik <b>PETERSON</b> <input type="checkbox"/> 10	Marybeth <b>MACIAG</b> <input type="checkbox"/> 10		<b>Write In</b> <i>(Use keyboard below)</i> <input type="checkbox"/> 10
Surrogate Vote for One	Frank <b>BRUNO</b> <input type="checkbox"/> 12	Christian <b>MASTONDREA</b> <input type="checkbox"/> 12		<b>Write In</b> <i>(Use keyboard below)</i> <input type="checkbox"/> 12
Board of Chosen Freeholders Vote for Two	Patrick <b>SCAGLIONE</b> <input type="checkbox"/> 14	Brian <b>REGAN</b> <input type="checkbox"/> 14		<b>Write In</b> <i>(Use keyboard below)</i> <input type="checkbox"/> 14
	Mark <b>CALIGUIRE</b> <input type="checkbox"/> 16	Patrick <b>O'CONNELL</b> <input type="checkbox"/> 16		<b>Write In</b> <i>(Use keyboard below)</i> <input type="checkbox"/> 16
Mayor Vote for One	Robert <b>FAZEN</b> <input type="checkbox"/> 18	Anthony <b>PRANZATELLI</b> <input type="checkbox"/> 18		<b>Write In</b> <i>(Use keyboard below)</i> <input type="checkbox"/> 18
Borough Council Vote for Two	Henry Christian <b>COSLICK</b> <input type="checkbox"/> 20	Vinnie <b>PETTI</b> <input type="checkbox"/> 20		<b>Write In</b> <i>(Use keyboard below)</i> <input type="checkbox"/> 20
	Mark A. <b>SPEED</b> <input type="checkbox"/> 22	David <b>ROSARIO</b> <input type="checkbox"/> 22		<b>Write In</b> <i>(Use keyboard below)</i> <input type="checkbox"/> 22

### INSTRUCTIONS FOR VOTING

- 1 Press the square  to the right of the candidate of your choice. A green arrow will appear signifying your selection.
- 2 To vote in favor of a question, press the square  to the right of the word "YES." To vote against it, press the square  to the right of the word "NO." A green arrow  will appear next to your selection.
- 3 To change any selection, press the square  again. The green arrow will disappear and you may make a new selection.
- 4 After you have completed all your selections, then press the cast vote button  located in the lower right hand corner of the machine. This electronically records all of your votes.
- 5 Part the curtains and exit the voting booth.

WARNING that an improperly cast write-in vote will be void and not counted. When choosing a personal choice (write-in), whatever office you choose to put in a personal choice for, that is the only office to which the vote will be counted. Any improperly cast vote will not be counted. Please read the face of the ballot carefully before taking this option. Should you have any questions regarding the personal choice, please ask the district board worker before entering the voting booth.

### PERSONAL CHOICE (WRITE-IN) INSTRUCTIONS

- The following is a step-by-step procedure for casting a write-in vote.
- 1 UPON ENTERING THE VOTING BOOTH, LOCATE THE OFFICE YOU WISH TO VOTE FOR (OFFICES WILL BE LISTED TO THE LEFT OF THE BALLOT) AND FOLLOW THIS ROW ACROSS TO THE PERSONAL CHOICE COLUMN AND PRESS THE BUTTON.
  - 2 A GREEN ARROW  WILL BEGIN TO FLASH. (NOTE: THE "—" WILL CONTINUE TO FLASH UNTIL THE WRITE-IN IS COMPLETED).
  - 3 AT THE BOTTOM OF THE BALLOT IS THE MAROON WRITE-IN KEYPAD, WHICH IS APPROXIMATELY WAIST HIGH. TYPE IN THE FIRST NAME OF THE CANDIDATE FOR WHOM YOU WISH TO VOTE. USE THE ARROW KEY FOR THE SPACE. THEN TYPE IN THE LAST NAME. NOW PRESS "ENTER" WHICH IS LOCATED ON THE PAD.
- IF AN ERROR ON THE WRITE-IN IS MADE - BEFORE YOU PRESS "ENTER" ON THE WRITE-IN KEYPAD - PRESS THE ARROW KEY TO THE LEFT UNTIL THE ERROR IS CLEARED AND THEN RE-TYPE THE NAME. TO MAKE A SPACE, PRESS THE ARROW KEY TO THE RIGHT.
- AFTER YOU HAVE COMPLETED VOTING THE ENTIRE BALLOT, PRESS THE ORANGE  "CAST VOTE" BUTTON LOCATED ON YOUR LOWER RIGHT-HAND SIDE.
- DO NOT PRESS THE CAST VOTE BUTTON UNTIL YOU ARE SURE YOU ARE FINISHED VOTING.


<		>	A	B	C	D	E	F	G	H	I	J	K	L	M	<input type="button" value="ENTER"/>	<input type="button" value="CAST VOTE"/>
ENTER	N	O	P	Q	R	S	T	U	V	W	X	Y	Z	<input type="button" value="CAST VOTE"/>	<input type="button" value="CAST VOTE"/>		

### WARNING:

**DO NOT PRESS THE "CAST VOTE" BUTTON UNTIL YOU HAVE MADE ALL DESIRED SELECTIONS. CAST VOTE BUTTON**

## SCHOOL ELECTION - BOUND BROOK SCHOOL DISTRICT

School Election	NOMINATION BY PETITION	NOMINATION BY PETITION	NOMINATION BY PETITION	PERSONAL CHOICE
For Membership to the Board of Education Full Three Year Term Vote for Three	Camilla <b>STEVENS</b> <input type="checkbox"/> 30	Michele <b>DeFAZIO</b> <input type="checkbox"/> 30	No Petition Filed	<b>Write In</b> <i>(Use keyboard below)</i> <input type="checkbox"/> 30
				<b>Write In</b> <i>(Use keyboard below)</i> <input type="checkbox"/> 32
				<b>Write In</b> <i>(Use keyboard below)</i> <input type="checkbox"/> 34
For Membership to the Board of Education One Year Unexpired Term Vote for One	Roger <b>ZUPKO</b> <input type="checkbox"/> 36			<b>Write In</b> <i>(Use keyboard below)</i> <input type="checkbox"/> 36



*Brett A. Radi*  
Brett A. Radi, County Clerk

# OFFICIAL MACHINE BALLOT - GENERAL ELECTION

TUESDAY, NOVEMBER 3, 2015, SOMERSET COUNTY, NEW JERSEY  
TOWNSHIP OF BRANCHBURG

General Election	REPUBLICAN Column 1	DEMOCRATIC Column 2	NOMINATION BY PETITION Column 3	PERSONAL CHOICE
New Jersey Assembly 16th District Vote for Two	Jack M. <b>CIATTARELLI</b> <input type="checkbox"/> 8	Andrew <b>ZWICKER</b> <input type="checkbox"/> 8		<b>Write In</b> <input type="checkbox"/> 8 <i>(Use keyboard below)</i>
	Donna M. <b>SIMON</b> <input type="checkbox"/> 10	Maureen <b>VELLA</b> <input type="checkbox"/> 10		<b>Write In</b> <input type="checkbox"/> 10 <i>(Use keyboard below)</i>
Surrogate Vote for One	Frank <b>BRUNO</b> <input type="checkbox"/> 12	Christian <b>MASTONDREA</b> <input type="checkbox"/> 12		<b>Write In</b> <input type="checkbox"/> 12 <i>(Use keyboard below)</i>
Board of Chosen Freeholders Vote for Two	Patrick <b>SCAGLIONE</b> <input type="checkbox"/> 14	Brian <b>REGAN</b> <input type="checkbox"/> 14		<b>Write In</b> <input type="checkbox"/> 14 <i>(Use keyboard below)</i>
	Mark <b>CALIGUIRE</b> <input type="checkbox"/> 16	Patrick <b>O'CONNELL</b> <input type="checkbox"/> 16		<b>Write In</b> <input type="checkbox"/> 16 <i>(Use keyboard below)</i>
Township Committee Vote for Two	John <b>SANFORD, Jr.</b> <input type="checkbox"/> 18	No Nomination Made		<b>Write In</b> <input type="checkbox"/> 18 <i>(Use keyboard below)</i>
	Anna P. <b>COLUMBUS</b> <input type="checkbox"/> 20	No Nomination Made		<b>Write In</b> <input type="checkbox"/> 20 <i>(Use keyboard below)</i>

### INSTRUCTIONS FOR VOTING

- Press the square  to the right of the candidate of your choice. A green arrow will appear signifying your selection.
- To vote in favor of a question, press the square  to the right of the word "YES." To vote against it, press the square  to the right of the word "NO." A green arrow  will appear next to your selection.
- To change any selection, press the square  again. The green arrow will disappear and you may make a new selection.
- After you have completed all your selections, then press the cast vote button  located in the lower right hand corner of the machine. This electronically records all of your votes.
- Part the curtains and exit the voting booth.

WARNING that an improperly cast write-in vote will be void and not counted. When choosing a personal choice (write-in), whatever office you choose to put in a personal choice for, that is the only office to which the vote will be counted. Any improperly cast vote will not be counted. Please read the face of the ballot carefully before taking this option. Should you have any questions regarding the personal choice, please ask the district board worker before entering the voting booth.

### PERSONAL CHOICE (WRITE-IN) INSTRUCTIONS

- The following is a step-by-step procedure for casting a write-in vote.
- UPON ENTERING THE VOTING BOOTH, LOCATE THE OFFICE YOU WISH TO VOTE FOR (OFFICES WILL BE LISTED TO THE LEFT OF THE BALLOT) AND FOLLOW THIS ROW ACROSS TO THE PERSONAL CHOICE COLUMN AND PRESS THE BUTTON.
  - A GREEN ARROW  WILL BEGIN TO FLASH. (NOTE: THE "
  - AT THE BOTTOM OF THE BALLOT IS THE MAROON WRITE-IN KEYPAD, WHICH IS APPROXIMATELY WAIST HIGH. TYPE IN THE FIRST NAME OF THE CANDIDATE FOR WHOM YOU WISH TO VOTE. USE THE ARROW KEY FOR THE SPACE. THEN TYPE IN THE LAST NAME. NOW PRESS "ENTER" WHICH IS LOCATED ON THE PAD.
- IF AN ERROR ON THE WRITE-IN IS MADE - BEFORE YOU PRESS "ENTER" ON THE WRITE-IN KEYPAD - PRESS THE ARROW KEY TO THE LEFT UNTIL THE ERROR IS CLEARED AND THEN RE-TYPE THE NAME. TO MAKE A SPACE, PRESS THE ARROW KEY TO THE RIGHT.


AFTER YOU HAVE COMPLETED VOTING THE ENTIRE BALLOT, PRESS THE ORANGE  "CAST VOTE" BUTTON LOCATED ON YOUR LOWER RIGHT-HAND SIDE.  
DO NOT PRESS THE CAST VOTE BUTTON UNTIL YOU ARE SURE YOU ARE FINISHED VOTING.

<		>	A	B	C	D	E	F	G	H	I	J	K	L	M	<input type="button" value="ENTER"/>	<input type="button" value="CAST VOTE"/>
			N	O	P	Q	R	S	T	U	V	W	X	Y	Z	<input type="button" value="CAST VOTE"/>	<input type="button" value="CAST VOTE"/>

## SCHOOL ELECTION - BRANCHBURG SCHOOL DISTRICT

School Election	NOMINATION BY PETITION	NOMINATION BY PETITION	NOMINATION BY PETITION	NOMINATION BY PETITION	NOMINATION BY PETITION	PERSONAL CHOICE
For Membership to the Board of Education Full Three Year Term Vote for Three	Kristen <b>FABRICZI</b> <input type="checkbox"/> 30	Theresa "Terri" C. <b>JOYCE</b> <input type="checkbox"/> 30	Keerti <b>PUROHIT</b> <input type="checkbox"/> 30	Ellwood A. <b>CUTLER</b> <input type="checkbox"/> 30	Manish <b>SHARMA</b> <input type="checkbox"/> 30	<b>Write In</b> <input type="checkbox"/> 30 <i>(Use keyboard below)</i>
						<b>Write In</b> <input type="checkbox"/> 32 <i>(Use keyboard below)</i>
						<b>Write In</b> <input type="checkbox"/> 34 <i>(Use keyboard below)</i>

**WARNING:**  
DO NOT PRESS THE "CAST VOTE" BUTTON UNTIL YOU HAVE MADE ALL DESIRED SELECTIONS. CAST VOTE BUTTON



*Brett A. Radi*  
 Brett A. Radi, County Clerk

# OFFICIAL MACHINE BALLOT - GENERAL ELECTION

TUESDAY, NOVEMBER 3, 2015, SOMERSET COUNTY, NEW JERSEY  
 TOWNSHIP OF BRIDGEWATER

General Election	REPUBLICAN Column 1	DEMOCRATIC Column 2	NOMINATION BY PETITION Column 3	PERSONAL CHOICE
New Jersey Assembly 23rd Legislative District Vote for Two	John <b>DiMAIO</b> <input type="checkbox"/>	Maria <b>RODRIGUEZ</b> <input type="checkbox"/>		<b>Write In</b> <i>(Use keyboard below)</i> <input type="checkbox"/>
	Erik <b>PETERSON</b> <input type="checkbox"/>	Marybeth <b>MACIAG</b> <input type="checkbox"/>		<b>Write In</b> <i>(Use keyboard below)</i> <input type="checkbox"/>
Surrogate Vote for One	Frank <b>BRUNO</b> <input type="checkbox"/>	Christian <b>MASTONDREA</b> <input type="checkbox"/>		<b>Write In</b> <i>(Use keyboard below)</i> <input type="checkbox"/>
Board of Chosen Freeholders Vote for Two	Patrick <b>SCAGLIONE</b> <input type="checkbox"/>	Brian <b>REGAN</b> <input type="checkbox"/>		<b>Write In</b> <i>(Use keyboard below)</i> <input type="checkbox"/>
	Mark <b>CALIGUIRE</b> <input type="checkbox"/>	Patrick <b>O'CONNELL</b> <input type="checkbox"/>		<b>Write In</b> <i>(Use keyboard below)</i> <input type="checkbox"/>
Mayor Vote for One	Dan <b>HAYES</b> <input type="checkbox"/>	Nidhi <b>MAKHIJA</b> <input type="checkbox"/>		<b>Write In</b> <i>(Use keyboard below)</i> <input type="checkbox"/>
Township Council Vote for Two	Matthew <b>MOENCH</b> <input type="checkbox"/>	Sandra <b>RHUE</b> <input type="checkbox"/>		<b>Write In</b> <i>(Use keyboard below)</i> <input type="checkbox"/>
	Christine Henderson <b>ROSE</b> <input type="checkbox"/>	Rebecca <b>DRYL</b> <input type="checkbox"/>		<b>Write In</b> <i>(Use keyboard below)</i> <input type="checkbox"/>

### INSTRUCTIONS FOR VOTING

- 1 Press the square  to the right of the candidate of your choice. A green arrow will appear signifying your selection.
- 2 To vote in favor of a question, press the square  to the right of the word "YES." To vote against it, press the square  to the right of the word "NO." A green arrow  will appear next to your selection.
- 3 To change any selection, press the square  again. The green arrow will disappear and you may make a new selection.
- 4 After you have completed all your selections, then press the cast vote button  located in the lower right hand corner of the machine. This electronically records all of your votes.
- 5 Part the curtains and exit the voting booth.

WARNING that an improperly cast write-in vote will be void and not counted. When choosing a personal choice (write-in), whatever office you choose to put in a personal choice for, that is the only office to which the vote will be counted. Any improperly cast vote will not be counted. Please read the face of the ballot carefully before taking this option. Should you have any questions regarding the personal choice, please ask the district board worker before entering the voting booth.

## SCHOOL ELECTION - BRIDGEWATER-RARITAN SCHOOL DISTRICT

School Election	NOMINATION BY PETITION	NOMINATION BY PETITION	NOMINATION BY PETITION	PERSONAL CHOICE
For Membership to the Board of Education Full Three Year Term Vote for Three	Daniel <b>PETROZELLI</b> <input type="checkbox"/>	Melanie <b>THIESSE</b> <input type="checkbox"/>	Jacqueline "Jackie" M. <b>BARLOW</b> <input type="checkbox"/>	<b>Write In</b> <i>(Use keyboard below)</i> <input type="checkbox"/>
				<b>Write In</b> <i>(Use keyboard below)</i> <input type="checkbox"/>
				<b>Write In</b> <i>(Use keyboard below)</i> <input type="checkbox"/>


### PERSONAL CHOICE (WRITE-IN) INSTRUCTIONS

- The following is a step-by-step procedure for casting a write-in vote.
- 1 UPON ENTERING THE VOTING BOOTH, LOCATE THE OFFICE YOU WISH TO VOTE FOR (OFFICES WILL BE LISTED TO THE LEFT OF THE BALLOT) AND FOLLOW THIS ROW ACROSS TO THE PERSONAL CHOICE COLUMN AND PRESS THE BUTTON.
  - 2 A GREEN ARROW  WILL BEGIN TO FLASH. (NOTE: THE "—" WILL CONTINUE TO FLASH UNTIL THE WRITE-IN IS COMPLETED).
  - 3 AT THE BOTTOM OF THE BALLOT IS THE MAROON WRITE-IN KEYPAD, WHICH IS APPROXIMATELY WAIST HIGH. TYPE IN THE FIRST NAME OF THE CANDIDATE FOR WHOM YOU WISH TO VOTE. USE THE ARROW KEY FOR THE SPACE. THEN TYPE IN THE LAST NAME. NOW PRESS "ENTER" WHICH IS LOCATED ON THE PAD.
- IF AN ERROR ON THE WRITE-IN IS MADE - BEFORE YOU PRESS "ENTER" ON THE WRITE-IN KEYPAD - PRESS THE ARROW KEY TO THE LEFT UNTIL THE ERROR IS CLEARED AND THEN RE-TYPE THE NAME. TO MAKE A SPACE, PRESS THE ARROW KEY TO THE RIGHT.

AFTER YOU HAVE COMPLETED VOTING THE ENTIRE BALLOT, PRESS THE ORANGE  "CAST VOTE" BUTTON LOCATED ON YOUR LOWER RIGHT-HAND SIDE.  
 DO NOT PRESS THE CAST VOTE BUTTON UNTIL YOU ARE SURE YOU ARE FINISHED VOTING.

<		>	A	B	C	D	E	F	G	H	I	J	K	L	M	<input type="button" value="ENTER"/>	<input type="button" value="CAST VOTE"/>
			N	O	P	Q	R	S	T	U	V	W	X	Y	Z	<input type="button" value="CAST VOTE"/>	<input type="button" value="CAST VOTE"/>

**WARNING:**  
 DO NOT PRESS THE "CAST VOTE" BUTTON UNTIL YOU HAVE MADE ALL DESIRED SELECTIONS. CAST VOTE BUTTON



*Brett A. Radi*  
Brett A. Radi, County Clerk

# OFFICIAL MACHINE BALLOT - GENERAL ELECTION

TUESDAY, NOVEMBER 3, 2015, SOMERSET COUNTY, NEW JERSEY

BOROUGH OF FAR HILLS

General Election	REPUBLICAN Column 1	DEMOCRATIC Column 2	NOMINATION BY PETITION Column 3	PERSONAL CHOICE
New Jersey Assembly 21st Legislative District Vote for Two	Jon <b>BRAMNICK</b> <input type="checkbox"/>	Jill Anne <b>LaZARE</b> <input type="checkbox"/>		Write In <input type="checkbox"/> <i>(Use keyboard below)</i>
	Nancy <b>MUNOZ</b> <input type="checkbox"/>	David <b>BARNETT</b> <input type="checkbox"/>		Write In <input type="checkbox"/> <i>(Use keyboard below)</i>
Surrogate Vote for One	Frank <b>BRUNO</b> <input type="checkbox"/>	Christian <b>MASTONDREA</b> <input type="checkbox"/>		Write In <input type="checkbox"/> <i>(Use keyboard below)</i>
Board of Chosen Freeholders Vote for Two	Patrick <b>SCAGLIONE</b> <input type="checkbox"/>	Brian <b>REGAN</b> <input type="checkbox"/>		Write In <input type="checkbox"/> <i>(Use keyboard below)</i>
	Mark <b>CALIGUIRE</b> <input type="checkbox"/>	Patrick <b>O'CONNELL</b> <input type="checkbox"/>		Write In <input type="checkbox"/> <i>(Use keyboard below)</i>
Borough Council Vote for Two	Richard <b>HAND</b> <input type="checkbox"/>	No Nomination Made		Write In <input type="checkbox"/> <i>(Use keyboard below)</i>
	Thomas <b>HOWLAND</b> <input type="checkbox"/>	No Nomination Made		Write In <input type="checkbox"/> <i>(Use keyboard below)</i>

### INSTRUCTIONS FOR VOTING

- Press the square  to the right of the candidate of your choice. A green arrow will appear signifying your selection.
- To vote in favor of a question, press the square  to the right of the word "YES." To vote against it, press the square  to the right of the word "NO." A green arrow  will appear next to your selection.
- To change any selection, press the square  again. The green arrow will disappear and you may make a new selection.
- After you have completed all your selections, then press the cast vote button  located in the lower right hand corner of the machine. This electronically records all of your votes.
- Part the curtains and exit the voting booth.

WARNING that an improperly cast write-in vote will be void and not counted. When choosing a personal choice (write-in), whatever office you choose to put in a personal choice for, that is the only office to which the vote will be counted. Any improperly cast vote will not be counted. Please read the face of the ballot carefully before taking this option. Should you have any questions regarding the personal choice, please ask the district board worker before entering the voting booth.

### PERSONAL CHOICE (WRITE-IN) INSTRUCTIONS

The following is a step-by-step procedure for casting a write-in vote.

- UPON ENTERING THE VOTING BOOTH, LOCATE THE OFFICE YOU WISH TO VOTE FOR (OFFICES WILL BE LISTED TO THE LEFT OF THE BALLOT) AND FOLLOW THIS ROW ACROSS TO THE PERSONAL CHOICE COLUMN AND PRESS THE BUTTON.
- A GREEN ARROW  WILL BEGIN TO FLASH. (NOTE: THE "—" WILL CONTINUE TO FLASH UNTIL THE WRITE-IN IS COMPLETED).
- AT THE BOTTOM OF THE BALLOT IS THE MAROON WRITE-IN KEYPAD, WHICH IS APPROXIMATELY WAIST HIGH. TYPE IN THE FIRST NAME OF THE CANDIDATE FOR WHOM YOU WISH TO VOTE. USE THE ARROW KEY FOR THE SPACE. THEN TYPE IN THE LAST NAME. NOW PRESS "ENTER" WHICH IS LOCATED ON THE PAD.

IF AN ERROR ON THE WRITE-IN IS MADE - BEFORE YOU PRESS "ENTER" ON THE WRITE-IN KEYPAD - PRESS THE ARROW KEY TO THE LEFT UNTIL THE ERROR IS CLEARED AND THEN RE-TYPE THE NAME. TO MAKE A SPACE, PRESS THE ARROW KEY TO THE RIGHT.

AFTER YOU HAVE COMPLETED VOTING THE ENTIRE BALLOT, PRESS THE ORANGE  "CAST VOTE" BUTTON LOCATED ON YOUR LOWER RIGHT-HAND SIDE.

DO NOT PRESS THE CAST VOTE BUTTON UNTIL YOU ARE SURE YOU ARE FINISHED VOTING.

<		>	A	B	C	D	E	F	G	H	I	J	K	L	M	<input type="button" value="ENTER"/>	<input type="button" value="CAST VOTE"/>
ENTER	N	O	P	Q	R	S	T	U	V	W	X	Y	Z	<input type="button" value="ENTER"/>	<input type="button" value="CAST VOTE"/>		

## SCHOOL ELECTION - SOMERSET HILLS SCHOOL DISTRICT

School Election	NOMINATION BY PETITION	PERSONAL CHOICE
For Membership to the Board of Education Full Three Year Term Vote for One	Susan <b>PETRILLI</b> <input type="checkbox"/>	Write In <input type="checkbox"/> <i>(Use keyboard below)</i>

### PUBLIC QUESTION TO BE VOTED UPON

#### Somerset Hills School District

The Board of Education of the Somerset Hills Regional School District in the County of Somerset, New Jersey is authorized to undertake a school facilities project consisting of (A) the renovation/upgrade of Marion T. Bedwell Elementary School in order to provide renovated restrooms including ADA compliance and accessibility upgrades and site improvements to road and sidewalk areas to enhance safety and accessibility for both the Marion T. Bedwell Elementary School/Bernardsville Middle School campus and (B) the renovation/upgrade of Bernards High School in order to provide for the conversion of the former, unused auditorium to a library/media center, the conversion of the current library/media center to special and general classrooms and various site improvements to provide parking/accessibility upgrades and paving/drainage improvements. The Board is authorized to expend on such project and issue bonds for such project in an amount not to exceed \$5,829,094. The State has agreed to provide debt service aid in the amount of 40% of the "final eligible costs" of the school facilities project. All of the costs of the project are final eligible costs. The local shares of each of the projects may be transferred among projects.

#### Explanatory Statement

#### THE PROJECT

The Board is Seeking to undertake the following facilities improvements:

- The renovation/upgrade of Marion T. Bedwell Elementary School in order to provide renovated restrooms including ADA compliance and accessibility upgrades and site improvements to road and sidewalk areas to enhance safety and accessibility for both the Marion T. Bedwell Elementary School/Bernardsville Middle School campus; and
- The renovation/upgrade of Bernards High School in order to provide for the conversion of the former, unused auditorium to a library/media center, the conversion of the current library/media center to special and general classrooms and various site improvements to provide parking/accessibility upgrades and paving/drainage improvements.

#### PROJECT COSTS

The total costs of the project shall not exceed \$5,829,094. The Board has received an award of State funding in the amount of 40%, reducing the taxpayers' share of the project to 60% of the project cost.


#### 40% STATE FUNDING FOR THE PROJECT

The Board has received State funding for the project in the form of debt service aid on the bonds issued for the Project. The State has awarded debt service aid in the amount of 40%. This State aid reduces the taxpayers' share of the project to 60% of the project cost. Such State funding will only be available if the referendum passes.

Yes

No

**WARNING:**  
DO NOT PRESS THE "CAST VOTE" BUTTON UNTIL YOU HAVE MADE ALL DESIRED SELECTIONS. CAST VOTE BUTTON



*Brett A. Radi*  
Brett A. Radi, County Clerk

# OFFICIAL MACHINE BALLOT - GENERAL ELECTION

TUESDAY, NOVEMBER 3, 2015, SOMERSET COUNTY, NEW JERSEY  
TOWNSHIP OF FRANKLIN

General Election	REPUBLICAN Column 1	DEMOCRATIC Column 2	NOMINATION BY PETITION Column 3	PERSONAL CHOICE
New Jersey Assembly 17th Legislative District Vote for Two	Robert <b>METTLER</b> <input type="checkbox"/>	Joseph V. <b>EGAN</b> <input type="checkbox"/>	Molly <b>O'BRIEN</b> <input type="checkbox"/> <small>Green Party</small>	<b>Write In</b> <input type="checkbox"/> <small>(Use keyboard below)</small>
	Brajesh <b>SINGH</b> <input type="checkbox"/>	Joseph F. <b>DANIELSEN</b> <input type="checkbox"/>		<b>Write In</b> <input type="checkbox"/> <small>(Use keyboard below)</small>
Surrogate Vote for One	Frank <b>BRUNO</b> <input type="checkbox"/>	Christian <b>MASTONDREA</b> <input type="checkbox"/>		<b>Write In</b> <input type="checkbox"/> <small>(Use keyboard below)</small>
Board of Chosen Freeholders Vote for Two	Patrick <b>SCAGLIONE</b> <input type="checkbox"/>	Brian <b>REGAN</b> <input type="checkbox"/>		<b>Write In</b> <input type="checkbox"/> <small>(Use keyboard below)</small>
	Mark <b>CALIGUIRE</b> <input type="checkbox"/>	Patrick <b>O'CONNELL</b> <input type="checkbox"/>		<b>Write In</b> <input type="checkbox"/> <small>(Use keyboard below)</small>
Mayor Vote for One	Christopher <b>KELLY</b> <input type="checkbox"/>	Phillip "Phil" <b>KRAMER</b> <input type="checkbox"/>		<b>Write In</b> <input type="checkbox"/> <small>(Use keyboard below)</small>
Township Council Vote for Three	Raleigh <b>STEINHAUER</b> <input type="checkbox"/>	Kimberly <b>FRANCOIS</b> <input type="checkbox"/>		<b>Write In</b> <input type="checkbox"/> <small>(Use keyboard below)</small>
	Scott <b>SIEGEL</b> <input type="checkbox"/>	Rajiv <b>PRASAD</b> <input type="checkbox"/>		<b>Write In</b> <input type="checkbox"/> <small>(Use keyboard below)</small>
	Catherine <b>BARRIER</b> <input type="checkbox"/>	Shanel <b>ROBINSON</b> <input type="checkbox"/>		<b>Write In</b> <input type="checkbox"/> <small>(Use keyboard below)</small>

**INSTRUCTIONS FOR VOTING**

- Press the square  to the right of the candidate of your choice. A green arrow will appear signifying your selection.
- To vote in favor of a question, press the square  to the right of the word "YES." To vote against it, press the square  to the right of the word "NO." A green arrow  will appear next to your selection.
- To change any selection, press the square  again. The green arrow will disappear and you may make a new selection.
- After you have completed all your selections, then press the cast vote button  located in the lower right hand corner of the machine. This electronically records all of your votes.
- Part the curtains and exit the voting booth.

WARNING that an improperly cast write-in vote will be void and not counted. When choosing a personal choice (write-in), whatever office you choose to put in a personal choice for, that is the only office to which the vote will be counted. Any improperly cast vote will not be counted. Please read the face of the ballot carefully before taking this option. Should you have any questions regarding the personal choice, please ask the district board worker before entering the voting booth.

## SCHOOL ELECTION - FRANKLIN SCHOOL DISTRICT

School Election	NOMINATION BY PETITION	NOMINATION BY PETITION	NOMINATION BY PETITION	NOMINATION BY PETITION	PERSONAL CHOICE
For Membership to the Board of Education Full Three Year Term Vote for Three	Agnes <b>KULU-BANYA</b> <input type="checkbox"/>	Laurie <b>MERRIS</b> <input type="checkbox"/>	Richard <b>SEAMON</b> <input type="checkbox"/>	Margaret E. <b>STEELE</b> <input type="checkbox"/>	<b>Write In</b> <input type="checkbox"/> <small>(Use keyboard below)</small>
					<b>Write In</b> <input type="checkbox"/> <small>(Use keyboard below)</small>
					<b>Write In</b> <input type="checkbox"/> <small>(Use keyboard below)</small>

**PERSONAL CHOICE (WRITE-IN) INSTRUCTIONS**

The following is a step-by-step procedure for casting a write-in vote.

- UPON ENTERING THE VOTING BOOTH, LOCATE THE OFFICE YOU WISH TO VOTE FOR (OFFICES WILL BE LISTED TO THE LEFT OF THE BALLOT) AND FOLLOW THIS ROW ACROSS TO THE PERSONAL CHOICE COLUMN AND PRESS THE BUTTON.
- A GREEN ARROW  WILL BEGIN TO FLASH. (NOTE: THE "—" WILL CONTINUE TO FLASH UNTIL THE WRITE-IN IS COMPLETED).
- AT THE BOTTOM OF THE BALLOT IS THE MAROON WRITE-IN KEYPAD, WHICH IS APPROXIMATELY WAIST HIGH. TYPE IN THE FIRST NAME OF THE CANDIDATE FOR WHOM YOU WISH TO VOTE. USE THE ARROW KEY FOR THE SPACE. THEN TYPE IN THE LAST NAME. NOW PRESS "ENTER" WHICH IS LOCATED ON THE PAD.

IF AN ERROR ON THE WRITE-IN IS MADE - BEFORE YOU PRESS "ENTER" ON THE WRITE-IN KEYPAD - PRESS THE ARROW KEY TO THE LEFT UNTIL THE ERROR IS CLEARED AND THEN RE-TYPE THE NAME. TO MAKE A SPACE, PRESS THE ARROW KEY TO THE RIGHT.

AFTER YOU HAVE COMPLETED VOTING THE ENTIRE BALLOT, PRESS THE ORANGE  "CAST VOTE" BUTTON LOCATED ON YOUR LOWER RIGHT-HAND SIDE.

DO NOT PRESS THE CAST VOTE BUTTON UNTIL YOU ARE SURE YOU ARE FINISHED VOTING.

<    >	A	B	C	D	E	F	G	H	I	J	K	L	M	<input type="button" value="↵"/>	<input type="button" value="↶"/>
ENTER	N	O	P	Q	R	S	T	U	V	W	X	Y	Z	<input type="button" value="↷"/>	<input type="button" value="↸"/>

**WARNING:**  
DO NOT PRESS THE "CAST VOTE" BUTTON UNTIL YOU HAVE MADE ALL DESIRED SELECTIONS. CAST VOTE BUTTON





*Brett A. Radi*  
 Brett A. Radi, County Clerk

# OFFICIAL MACHINE BALLOT - GENERAL ELECTION

TUESDAY, NOVEMBER 3, 2015, SOMERSET COUNTY, NEW JERSEY  
 TOWNSHIP OF GREEN BROOK

General Election	REPUBLICAN Column 1	DEMOCRATIC Column 2	NOMINATION BY PETITION Column 3	PERSONAL CHOICE
New Jersey Assembly 22nd Legislative District Vote for Two	William "Bo" <b>VASTINE</b> <input type="checkbox"/>	Gerald "Jerry" <b>GREEN</b> <input type="checkbox"/>		<b>Write In</b> <i>(Use keyboard below)</i> <input type="checkbox"/>
	William H. <b>MICHELSON</b> <input type="checkbox"/>	James J. <b>KENNEDY</b> <input type="checkbox"/>		<b>Write In</b> <i>(Use keyboard below)</i> <input type="checkbox"/>
Surrogate Vote for One	Frank <b>BRUNO</b> <input type="checkbox"/>	Christian <b>MASTONDREA</b> <input type="checkbox"/>		<b>Write In</b> <i>(Use keyboard below)</i> <input type="checkbox"/>
Board of Chosen Freeholders Vote for Two	Patrick <b>SCAGLIONE</b> <input type="checkbox"/>	Brian <b>REGAN</b> <input type="checkbox"/>		<b>Write In</b> <i>(Use keyboard below)</i> <input type="checkbox"/>
	Mark <b>CALIGUIRE</b> <input type="checkbox"/>	Patrick <b>O'CONNELL</b> <input type="checkbox"/>		<b>Write In</b> <i>(Use keyboard below)</i> <input type="checkbox"/>
Township Committee Vote for Two	Kenneth <b>HERRMANN</b> <input type="checkbox"/>	Michelle <b>PREVITERA</b> <input type="checkbox"/>		<b>Write In</b> <i>(Use keyboard below)</i> <input type="checkbox"/>
	Patrick <b>BOCCIO</b> <input type="checkbox"/>	Lawrence <b>SHAW</b> <input type="checkbox"/>		<b>Write In</b> <i>(Use keyboard below)</i> <input type="checkbox"/>

### INSTRUCTIONS FOR VOTING

- 1 Press the square  to the right of the candidate of your choice. A green arrow will appear signifying your selection.
- 2 To vote in favor of a question, press the square  to the right of the word "YES." To vote against it, press the square  to the right of the word "NO." A green arrow  will appear next to your selection.
- 3 To change any selection, press the square  again. The green arrow will disappear and you may make a new selection.
- 4 After you have completed all your selections, then press the cast vote button  located in the lower right hand corner of the machine. This electronically records all of your votes.
- 5 Part the curtains and exit the voting booth.

WARNING that an improperly cast write-in vote will be void and not counted. When choosing a personal choice (write-in), whatever office you choose to put in a personal choice for, that is the only office to which the vote will be counted. Any improperly cast vote will not be counted. Please read the face of the ballot carefully before taking this option. Should you have any questions regarding the personal choice, please ask the district board worker before entering the voting booth.

### PERSONAL CHOICE (WRITE-IN) INSTRUCTIONS

- The following is a step-by-step procedure for casting a write-in vote.
- 1 UPON ENTERING THE VOTING BOOTH, LOCATE THE OFFICE YOU WISH TO VOTE FOR (OFFICES WILL BE LISTED TO THE LEFT OF THE BALLOT) AND FOLLOW THIS ROW ACROSS TO THE PERSONAL CHOICE COLUMN AND PRESS THE BUTTON.
  - 2 A GREEN ARROW  WILL BEGIN TO FLASH. (NOTE: THE "—" WILL CONTINUE TO FLASH UNTIL THE WRITE-IN IS COMPLETED).
  - 3 AT THE BOTTOM OF THE BALLOT IS THE MAROON WRITE-IN KEYPAD, WHICH IS APPROXIMATELY WAIST HIGH. TYPE IN THE FIRST NAME OF THE CANDIDATE FOR WHOM YOU WISH TO VOTE. USE THE ARROW KEY FOR THE SPACE. THEN TYPE IN THE LAST NAME. NOW PRESS "ENTER" WHICH IS LOCATED ON THE PAD.
- IF AN ERROR ON THE WRITE-IN IS MADE - BEFORE YOU PRESS "ENTER" ON THE WRITE-IN KEYPAD - PRESS THE ARROW KEY TO THE LEFT UNTIL THE ERROR IS CLEARED AND THEN RE-TYPE THE NAME. TO MAKE A SPACE, PRESS THE ARROW KEY TO THE RIGHT.
- AFTER YOU HAVE COMPLETED VOTING THE ENTIRE BALLOT, PRESS THE ORANGE  "CAST VOTE" BUTTON LOCATED ON YOUR LOWER RIGHT-HAND SIDE.
- DO NOT PRESS THE CAST VOTE BUTTON UNTIL YOU ARE SURE YOU ARE FINISHED VOTING.

<		>	A	B	C	D	E	F	G	H	I	J	K	L	M	<input type="button" value="ENTER"/>	<input type="button" value="CAST VOTE"/>
ENTER	N	O	P	Q	R	S	T	U	V	W	X	Y	Z	<input type="button" value="CAST VOTE"/>	<input type="button" value="CAST VOTE"/>		

### WARNING:

**DO NOT PRESS THE "CAST VOTE" BUTTON UNTIL YOU HAVE MADE ALL DESIRED SELECTIONS. CAST VOTE BUTTON**

## SCHOOL ELECTION - GREEN BROOK SCHOOL DISTRICT

School Election	NOMINATION BY PETITION	NOMINATION BY PETITION	NOMINATION BY PETITION	PERSONAL CHOICE
For Membership to the Board of Education Full Three Year Term Vote for Three	Lisa <b>COUCH</b> <input type="checkbox"/>	Bruce <b>MARTINS</b> <input type="checkbox"/>	No Petition Filed	<b>Write In</b> <i>(Use keyboard below)</i> <input type="checkbox"/>
				<b>Write In</b> <i>(Use keyboard below)</i> <input type="checkbox"/>
				<b>Write In</b> <i>(Use keyboard below)</i> <input type="checkbox"/>
For Membership to the Board of Education One Year Unexpired Term Vote for One	No Petition Filed			<b>Write In</b> <i>(Use keyboard below)</i> <input type="checkbox"/>



*Brett A. Radi*  
Brett A. Radi, County Clerk

# OFFICIAL MACHINE BALLOT - GENERAL ELECTION

TUESDAY, NOVEMBER 3, 2015, SOMERSET COUNTY, NEW JERSEY  
TOWNSHIP OF HILLSBOROUGH

General Election	REPUBLICAN Column 1	DEMOCRATIC Column 2	NOMINATION BY PETITION Column 3	PERSONAL CHOICE
New Jersey Assembly 16th District Vote for Two	Jack M. <b>CIATTARELLI</b> <input type="checkbox"/> 8	Andrew <b>ZWICKER</b> <input type="checkbox"/> 8		<b>Write In</b> <i>(Use keyboard below)</i> <input type="checkbox"/> 8
	Donna M. <b>SIMON</b> <input type="checkbox"/> 10	Maureen <b>VELLA</b> <input type="checkbox"/> 10		<b>Write In</b> <i>(Use keyboard below)</i> <input type="checkbox"/> 10
Surrogate Vote for One	Frank <b>BRUNO</b> <input type="checkbox"/> 12	Christian <b>MASTONDREA</b> <input type="checkbox"/> 12		<b>Write In</b> <i>(Use keyboard below)</i> <input type="checkbox"/> 12
Board of Chosen Freeholders Vote for Two	Patrick <b>SCAGLIONE</b> <input type="checkbox"/> 14	Brian <b>REGAN</b> <input type="checkbox"/> 14		<b>Write In</b> <i>(Use keyboard below)</i> <input type="checkbox"/> 14
	Mark <b>CALIGUIRE</b> <input type="checkbox"/> 16	Patrick <b>O'CONNELL</b> <input type="checkbox"/> 16		<b>Write In</b> <i>(Use keyboard below)</i> <input type="checkbox"/> 16
Township Committee Vote for Two	Greg <b>BURCHETTE</b> <input type="checkbox"/> 18	Ann <b>HARRIS</b> <input type="checkbox"/> 18	Susan <b>GULLIFORD</b> <i>An Independent Voice</i> <input type="checkbox"/> 18	<b>Write In</b> <i>(Use keyboard below)</i> <input type="checkbox"/> 18
	Carl <b>SURACI</b> <input type="checkbox"/> 20	Laurie C. <b>POPPE</b> <input type="checkbox"/> 20		<b>Write In</b> <i>(Use keyboard below)</i> <input type="checkbox"/> 20

### INSTRUCTIONS FOR VOTING

- Press the square  to the right of the candidate of your choice. A green arrow will appear signifying your selection.
- To vote in favor of a question, press the square  to the right of the word "YES." To vote against it, press the square  to the right of the word "NO." A green arrow  will appear next to your selection.
- To change any selection, press the square  again. The green arrow will disappear and you may make a new selection.
- After you have completed all your selections, then press the cast vote button  located in the lower right hand corner of the machine. This electronically records all of your votes.
- Part the curtains and exit the voting booth.

WARNING that an improperly cast write-in vote will be void and not counted. When choosing a personal choice (write-in), whatever office you choose to put in a personal choice for, that is the only office to which the vote will be counted. Any improperly cast vote will not be counted. Please read the face of the ballot carefully before taking this option. Should you have any questions regarding the personal choice, please ask the district board worker before entering the voting booth.

### PERSONAL CHOICE (WRITE-IN) INSTRUCTIONS

- The following is a step-by-step procedure for casting a write-in vote.
- UPON ENTERING THE VOTING BOOTH, LOCATE THE OFFICE YOU WISH TO VOTE FOR (OFFICES WILL BE LISTED TO THE LEFT OF THE BALLOT) AND FOLLOW THIS ROW ACROSS TO THE PERSONAL CHOICE COLUMN AND PRESS THE BUTTON.
  - A GREEN ARROW  WILL BEGIN TO FLASH. (NOTE: THE "—" WILL CONTINUE TO FLASH UNTIL THE WRITE-IN IS COMPLETED).
  - AT THE BOTTOM OF THE BALLOT IS THE MAROON WRITE-IN KEYPAD, WHICH IS APPROXIMATELY WAIST HIGH. TYPE IN THE FIRST NAME OF THE CANDIDATE FOR WHOM YOU WISH TO VOTE. USE THE ARROW KEY FOR THE SPACE. THEN TYPE IN THE LAST NAME. NOW PRESS "ENTER" WHICH IS LOCATED ON THE PAD.
- IF AN ERROR ON THE WRITE-IN IS MADE - BEFORE YOU PRESS "ENTER" ON THE WRITE-IN KEYPAD - PRESS THE ARROW KEY TO THE LEFT UNTIL THE ERROR IS CLEARED AND THEN RE-TYPE THE NAME. TO MAKE A SPACE, PRESS THE ARROW KEY TO THE RIGHT.

AFTER YOU HAVE COMPLETED VOTING THE ENTIRE BALLOT, PRESS THE ORANGE  "CAST VOTE" BUTTON LOCATED ON YOUR LOWER RIGHT-HAND SIDE.  
DO NOT PRESS THE CAST VOTE BUTTON UNTIL YOU ARE SURE YOU ARE FINISHED VOTING.


<		>	A	B	C	D	E	F	G	H	I	J	K	L	M	<input type="button" value="ENTER"/>	<input type="button" value="CAST VOTE"/>
			N	O	P	Q	R	S	T	U	V	W	X	Y	Z	<input type="button" value="ENTER"/>	<input type="button" value="CAST VOTE"/>

### WARNING:

**DO NOT PRESS THE "CAST VOTE" BUTTON UNTIL YOU HAVE MADE ALL DESIRED SELECTIONS. CAST VOTE BUTTON**

## SCHOOL ELECTION - HILLSBOROUGH / MILLSTONE SCHOOL DISTRICT

School Election	NOMINATION BY PETITION	NOMINATION BY PETITION	NOMINATION BY PETITION	NOMINATION BY PETITION	NOMINATION BY PETITION	PERSONAL CHOICE
For Membership to the Board of Education Full Three Year Term Vote for Three	Brett <b>COOPER</b> <input type="checkbox"/> 30	Lorraine A. <b>SOISSON</b> <input type="checkbox"/> 30	Dana C. <b>BOGUSZEWSKI</b> <input type="checkbox"/> 30	Deena <b>CENTOFANTI</b> <input type="checkbox"/> 30	Thomas J. <b>ZOBELE</b> <input type="checkbox"/> 30	<b>Write In</b> <i>(Use keyboard below)</i> <input type="checkbox"/> 30
						<b>Write In</b> <i>(Use keyboard below)</i> <input type="checkbox"/> 32
						<b>Write In</b> <i>(Use keyboard below)</i> <input type="checkbox"/> 34



*Brett A. Radi*  
 Brett A. Radi, County Clerk

# OFFICIAL MACHINE BALLOT - GENERAL ELECTION

TUESDAY, NOVEMBER 3, 2015, SOMERSET COUNTY, NEW JERSEY  
 BOROUGH OF MANVILLE

General Election	REPUBLICAN Column 1	DEMOCRATIC Column 2	NOMINATION BY PETITION Column 3	PERSONAL CHOICE
New Jersey Assembly 16th District Vote for Two	Jack M. <b>CIATTARELLI</b> <input type="checkbox"/> 8	Andrew <b>ZWICKER</b> <input type="checkbox"/> 8		<b>Write In</b> <input type="checkbox"/> 8 <i>(Use keyboard below)</i>
	Donna M. <b>SIMON</b> <input type="checkbox"/> 10	Maureen <b>VELLA</b> <input type="checkbox"/> 10		<b>Write In</b> <input type="checkbox"/> 10 <i>(Use keyboard below)</i>
Surrogate Vote for One	Frank <b>BRUNO</b> <input type="checkbox"/> 12	Christian <b>MASTONDREA</b> <input type="checkbox"/> 12		<b>Write In</b> <input type="checkbox"/> 12 <i>(Use keyboard below)</i>
Board of Chosen Freeholders Vote for Two	Patrick <b>SCAGLIONE</b> <input type="checkbox"/> 14	Brian <b>REGAN</b> <input type="checkbox"/> 14		<b>Write In</b> <input type="checkbox"/> 14 <i>(Use keyboard below)</i>
	Mark <b>CALIGUIRE</b> <input type="checkbox"/> 16	Patrick <b>O'CONNELL</b> <input type="checkbox"/> 16		<b>Write In</b> <input type="checkbox"/> 16 <i>(Use keyboard below)</i>
Mayor Vote for One	Richard M. <b>ONDERKO</b> <input type="checkbox"/> 18	Mark <b>GREGOR</b> <input type="checkbox"/> 18		<b>Write In</b> <input type="checkbox"/> 18 <i>(Use keyboard below)</i>
Borough Council Vote for Two	Michele <b>MAGNANI</b> <input type="checkbox"/> 20	Ron <b>SKIRKANISH</b> <input type="checkbox"/> 20		<b>Write In</b> <input type="checkbox"/> 20 <i>(Use keyboard below)</i>
	Theodore <b>PETROCK, III</b> <input type="checkbox"/> 22	Harry P. <b>BUGAL, Jr.</b> <input type="checkbox"/> 22		<b>Write In</b> <input type="checkbox"/> 22 <i>(Use keyboard below)</i>

**INSTRUCTIONS FOR VOTING**

- Press the square  to the right of the candidate of your choice. A green arrow will appear signifying your selection.
- To vote in favor of a question, press the square  to the right of the word "YES." To vote against it, press the square  to the right of the word "NO." A green arrow  will appear next to your selection.
- To change any selection, press the square  again. The green arrow will disappear and you may make a new selection.
- After you have completed all your selections, then press the cast vote button  located in the lower right hand corner of the machine. This electronically records all of your votes.
- Part the curtains and exit the voting booth.

WARNING that an improperly cast write-in vote will be void and not counted. When choosing a personal choice (write-in), whatever office you choose to put in a personal choice for, that is the only office to which the vote will be counted. Any improperly cast vote will not be counted. Please read the face of the ballot carefully before taking this option. Should you have any questions regarding the personal choice, please ask the district board worker before entering the voting booth.

## SCHOOL ELECTION - MANVILLE SCHOOL DISTRICT

School Election	NOMINATION BY PETITION	NOMINATION BY PETITION	NOMINATION BY PETITION	PERSONAL CHOICE
For Membership to the Board of Education Full Three Year Term Vote for Three	Cathy <b>WIEDWALD</b> <input type="checkbox"/> 30	Ned <b>PANFILE</b> <input type="checkbox"/> 30	Sharon A. <b>LISZCZAK</b> <input type="checkbox"/> 30	<b>Write In</b> <input type="checkbox"/> 30 <i>(Use keyboard below)</i>
				<b>Write In</b> <input type="checkbox"/> 32 <i>(Use keyboard below)</i>
				<b>Write In</b> <input type="checkbox"/> 34 <i>(Use keyboard below)</i>

**PERSONAL CHOICE (WRITE-IN) INSTRUCTIONS**

The following is a step-by-step procedure for casting a write-in vote.

- UPON ENTERING THE VOTING BOOTH, LOCATE THE OFFICE YOU WISH TO VOTE FOR (OFFICES WILL BE LISTED TO THE LEFT OF THE BALLOT) AND FOLLOW THIS ROW ACROSS TO THE PERSONAL CHOICE COLUMN AND PRESS THE BUTTON.
- A GREEN ARROW  WILL BEGIN TO FLASH. (NOTE: THE "—" WILL CONTINUE TO FLASH UNTIL THE WRITE-IN IS COMPLETED).
- AT THE BOTTOM OF THE BALLOT IS THE MAROON WRITE-IN KEYPAD, WHICH IS APPROXIMATELY WAIST HIGH. TYPE IN THE FIRST NAME OF THE CANDIDATE FOR WHOM YOU WISH TO VOTE. USE THE ARROW KEY FOR THE SPACE. THEN TYPE IN THE LAST NAME. NOW PRESS "ENTER" WHICH IS LOCATED ON THE PAD.


IF AN ERROR ON THE WRITE-IN IS MADE - BEFORE YOU PRESS "ENTER" ON THE WRITE-IN KEYPAD - PRESS THE ARROW KEY TO THE LEFT UNTIL THE ERROR IS CLEARED AND THEN RE-TYPE THE NAME. TO MAKE A SPACE, PRESS THE ARROW KEY TO THE RIGHT.

AFTER YOU HAVE COMPLETED VOTING THE ENTIRE BALLOT, PRESS THE ORANGE  "CAST VOTE" BUTTON LOCATED ON YOUR LOWER RIGHT-HAND SIDE.

DO NOT PRESS THE CAST VOTE BUTTON UNTIL YOU ARE SURE YOU ARE FINISHED VOTING.

<    >	A	B	C	D	E	F	G	H	I	J	K	L	M	<input type="button" value="↵"/>	<input type="button" value="↶"/>
ENTER	N	O	P	Q	R	S	T	U	V	W	X	Y	Z	<input type="button" value="↷"/>	<input type="button" value="↸"/>

**WARNING:**  
 DO NOT PRESS THE "CAST VOTE" BUTTON UNTIL YOU HAVE MADE ALL DESIRED SELECTIONS. CAST VOTE BUTTON



*Brett A. Radi*  
Brett A. Radi, County Clerk

# OFFICIAL MACHINE BALLOT - GENERAL ELECTION

TUESDAY, NOVEMBER 3, 2015, SOMERSET COUNTY, NEW JERSEY  
BOROUGH OF MILLSTONE

General Election	REPUBLICAN Column 1	DEMOCRATIC Column 2	NOMINATION BY PETITION Column 3	PERSONAL CHOICE
New Jersey Assembly 16th District Vote for Two	Jack M. <b>CIATTARELLI</b> <input type="checkbox"/> 8	Andrew <b>ZWICKER</b> <input type="checkbox"/> 8		<b>Write In</b> <input type="checkbox"/> 8 <i>(Use keyboard below)</i>
	Donna M. <b>SIMON</b> <input type="checkbox"/> 10	Maureen <b>VELLA</b> <input type="checkbox"/> 10		<b>Write In</b> <input type="checkbox"/> 10 <i>(Use keyboard below)</i>
Surrogate Vote for One	Frank <b>BRUNO</b> <input type="checkbox"/> 12	Christian <b>MASTONDREA</b> <input type="checkbox"/> 12		<b>Write In</b> <input type="checkbox"/> 12 <i>(Use keyboard below)</i>
Board of Chosen Freeholders Vote for Two	Patrick <b>SCAGLIONE</b> <input type="checkbox"/> 14	Brian <b>REGAN</b> <input type="checkbox"/> 14		<b>Write In</b> <input type="checkbox"/> 14 <i>(Use keyboard below)</i>
	Mark <b>CALIGUIRE</b> <input type="checkbox"/> 16	Patrick <b>O'CONNELL</b> <input type="checkbox"/> 16		<b>Write In</b> <input type="checkbox"/> 16 <i>(Use keyboard below)</i>
Borough Council Vote for Two	Merry <b>EMMICH</b> <input type="checkbox"/> 18	No Nomination Made		<b>Write In</b> <input type="checkbox"/> 18 <i>(Use keyboard below)</i>
	No Nomination Made	No Nomination Made		<b>Write In</b> <input type="checkbox"/> 20 <i>(Use keyboard below)</i>

### INSTRUCTIONS FOR VOTING

- Press the square  to the right of the candidate of your choice. A green arrow will appear signifying your selection.
- To vote in favor of a question, press the square  to the right of the word "YES." To vote against it, press the square  to the right of the word "NO." A green arrow  will appear next to your selection.
- To change any selection, press the square  again. The green arrow will disappear and you may make a new selection.
- After you have completed all your selections, then press the cast vote button  located in the lower right hand corner of the machine. This electronically records all of your votes.
- Part the curtains and exit the voting booth.

WARNING that an improperly cast write-in vote will be void and not counted. When choosing a personal choice (write-in), whatever office you choose to put in a personal choice for, that is the only office to which the vote will be counted. Any improperly cast vote will not be counted. Please read the face of the ballot carefully before taking this option. Should you have any questions regarding the personal choice, please ask the district board worker before entering the voting booth.

### PERSONAL CHOICE (WRITE-IN) INSTRUCTIONS

The following is a step-by-step procedure for casting a write-in vote.

- UPON ENTERING THE VOTING BOOTH, LOCATE THE OFFICE YOU WISH TO VOTE FOR (OFFICES WILL BE LISTED TO THE LEFT OF THE BALLOT) AND FOLLOW THIS ROW ACROSS TO THE PERSONAL CHOICE COLUMN AND PRESS THE BUTTON.
  - A GREEN ARROW  WILL BEGIN TO FLASH. (NOTE: THE "—" WILL CONTINUE TO FLASH UNTIL THE WRITE-IN IS COMPLETED).
  - AT THE BOTTOM OF THE BALLOT IS THE MAROON WRITE-IN KEYPAD, WHICH IS APPROXIMATELY WAIST HIGH. TYPE IN THE FIRST NAME OF THE CANDIDATE FOR WHOM YOU WISH TO VOTE. USE THE ARROW KEY FOR THE SPACE. THEN TYPE IN THE LAST NAME. NOW PRESS "ENTER" WHICH IS LOCATED ON THE PAD.
- IF AN ERROR ON THE WRITE-IN IS MADE - BEFORE YOU PRESS "ENTER" ON THE WRITE-IN KEYPAD - PRESS THE ARROW KEY TO THE LEFT UNTIL THE ERROR IS CLEARED AND THEN RE-TYPE THE NAME. TO MAKE A SPACE, PRESS THE ARROW KEY TO THE RIGHT.

AFTER YOU HAVE COMPLETED VOTING THE ENTIRE BALLOT, PRESS THE ORANGE  "CAST VOTE" BUTTON LOCATED ON YOUR LOWER RIGHT-HAND SIDE.

DO NOT PRESS THE CAST VOTE BUTTON UNTIL YOU ARE SURE YOU ARE FINISHED VOTING.


<		>	A	B	C	D	E	F	G	H	I	J	K	L	M	<input type="button" value="ENTER"/>	<input type="button" value="CAST VOTE"/>
			N	O	P	Q	R	S	T	U	V	W	X	Y	Z	<input type="button" value="ENTER"/>	<input type="button" value="CAST VOTE"/>

### WARNING:

**DO NOT PRESS THE "CAST VOTE" BUTTON UNTIL YOU HAVE MADE ALL DESIRED SELECTIONS. CAST VOTE BUTTON**

## SCHOOL ELECTION - HILLSBOROUGH / MILLSTONE SCHOOL DISTRICT

School Election	NOMINATION BY PETITION	NOMINATION BY PETITION	NOMINATION BY PETITION	NOMINATION BY PETITION	NOMINATION BY PETITION	PERSONAL CHOICE
For Membership to the Board of Education Full Three Year Term Vote for Three	Brett <b>COOPER</b> <input type="checkbox"/> 30	Lorraine A. <b>SOISSON</b> <input type="checkbox"/> 30	Dana C. <b>BOGUSZEWSKI</b> <input type="checkbox"/> 30	Deena <b>CENTOFANTI</b> <input type="checkbox"/> 30	Thomas J. <b>ZOBELE</b> <input type="checkbox"/> 30	<b>Write In</b> <input type="checkbox"/> 30 <i>(Use keyboard below)</i>
						<b>Write In</b> <input type="checkbox"/> 32 <i>(Use keyboard below)</i>
						<b>Write In</b> <input type="checkbox"/> 34 <i>(Use keyboard below)</i>



*Brett A. Radi*  
 Brett A. Radi, County Clerk

# OFFICIAL MACHINE BALLOT - GENERAL ELECTION

TUESDAY, NOVEMBER 3, 2015, SOMERSET COUNTY, NEW JERSEY  
 TOWNSHIP OF MONTGOMERY

General Election	REPUBLICAN Column 1	DEMOCRATIC Column 2	NOMINATION BY PETITION Column 3	PERSONAL CHOICE
New Jersey Assembly 16th District Vote for Two	Jack M. CIATTARELLI <input type="checkbox"/> 8	Andrew ZWICKER <input type="checkbox"/> 8		Write In <input type="checkbox"/> 8 <i>(Use keyboard below)</i>
	Donna M. SIMON <input type="checkbox"/> 10	Maureen VELLA <input type="checkbox"/> 10		Write In <input type="checkbox"/> 10 <i>(Use keyboard below)</i>
Surrogate Vote for One	Frank BRUNO <input type="checkbox"/> 12	Christian MASTONDREA <input type="checkbox"/> 12		Write In <input type="checkbox"/> 12 <i>(Use keyboard below)</i>
Board of Chosen Freeholders Vote for Two	Patrick SCAGLIONE <input type="checkbox"/> 14	Brian REGAN <input type="checkbox"/> 14		Write In <input type="checkbox"/> 14 <i>(Use keyboard below)</i>
	Mark CALIGUIRE <input type="checkbox"/> 16	Patrick O'CONNELL <input type="checkbox"/> 16		Write In <input type="checkbox"/> 16 <i>(Use keyboard below)</i>
Township Committee Vote for Two	Christine MADRID <input type="checkbox"/> 18	No Nomination Made		Write In <input type="checkbox"/> 18 <i>(Use keyboard below)</i>
	Mark CONFORTI <input type="checkbox"/> 20	No Nomination Made		Write In <input type="checkbox"/> 20 <i>(Use keyboard below)</i>

**INSTRUCTIONS FOR VOTING**

- Press the square  to the right of the candidate of your choice. A green arrow will appear signifying your selection.
- To vote in favor of a question, press the square  to the right of the word "YES." To vote against it, press the square  to the right of the word "NO." A green arrow  will appear next to your selection.
- To change any selection, press the square  again. The green arrow will disappear and you may make a new selection.
- After you have completed all your selections, then press the cast vote button  located in the lower right hand corner of the machine. This electronically records all of your votes.
- Part the curtains and exit the voting booth.

WARNING that an improperly cast write-in vote will be void and not counted. When choosing a personal choice (write-in), whatever office you choose to put in a personal choice for, that is the only office to which the vote will be counted. Any improperly cast vote will not be counted. Please read the face of the ballot carefully before taking this option. Should you have any questions regarding the personal choice, please ask the district board worker before entering the voting booth.

## SCHOOL ELECTION - MONTGOMERY / ROCKY HILL SCHOOL DISTRICT

School Election	NOMINATION BY PETITION	NOMINATION BY PETITION	NOMINATION BY PETITION	NOMINATION BY PETITION	NOMINATION BY PETITION	NOMINATION BY PETITION	NOMINATION BY PETITION	PERSONAL CHOICE
For Membership to the Board of Education Full Three Year Term Vote for Three	Tommy L. RIGGS <input type="checkbox"/> 30	Richard CAVALLI <input type="checkbox"/> 30	Minkou "Minkyo" CHENETTE <input type="checkbox"/> 30	Charles F. JACEY, Jr. <input type="checkbox"/> 30	Paul BLODGETT <input type="checkbox"/> 30	Ranjana RAO <input type="checkbox"/> 30	Shannon DEVINE <input type="checkbox"/> 30	Write In <input type="checkbox"/> 30 <i>(Use keyboard below)</i>
								Write In <input type="checkbox"/> 32 <i>(Use keyboard below)</i>
								Write In <input type="checkbox"/> 34 <i>(Use keyboard below)</i>
For Membership to the Board of Education Two Year Unexpired Term Vote for One	Phyllis BURSH <input type="checkbox"/> 36	Dale HUFF <input type="checkbox"/> 36						Write In <input type="checkbox"/> 36 <i>(Use keyboard below)</i>

**PERSONAL CHOICE (WRITE-IN) INSTRUCTIONS**

The following is a step-by-step procedure for casting a write-in vote.

- UPON ENTERING THE VOTING BOOTH, LOCATE THE OFFICE YOU WISH TO VOTE FOR (OFFICES WILL BE LISTED TO THE LEFT OF THE BALLOT) AND FOLLOW THIS ROW ACROSS TO THE PERSONAL CHOICE COLUMN AND PRESS THE BUTTON.
- A GREEN ARROW  WILL BEGIN TO FLASH. (NOTE: THE "—" WILL CONTINUE TO FLASH UNTIL THE WRITE-IN IS COMPLETED).
- AT THE BOTTOM OF THE BALLOT IS THE MAROON WRITE-IN KEYPAD, WHICH IS APPROXIMATELY WAIST HIGH. TYPE IN THE FIRST NAME OF THE CANDIDATE FOR WHOM YOU WISH TO VOTE. USE THE ARROW KEY FOR THE SPACE. THEN TYPE IN THE LAST NAME. NOW PRESS "ENTER" WHICH IS LOCATED ON THE PAD.


IF AN ERROR ON THE WRITE-IN IS MADE - BEFORE YOU PRESS "ENTER" ON THE WRITE-IN KEYPAD - PRESS THE ARROW KEY TO THE LEFT UNTIL THE ERROR IS CLEARED AND THEN RE-TYPE THE NAME. TO MAKE A SPACE, PRESS THE ARROW KEY TO THE RIGHT.

AFTER YOU HAVE COMPLETED VOTING THE ENTIRE BALLOT, PRESS THE ORANGE  "CAST VOTE" BUTTON LOCATED ON YOUR LOWER RIGHT-HAND SIDE.

DO NOT PRESS THE CAST VOTE BUTTON UNTIL YOU ARE SURE YOU ARE FINISHED VOTING.

←		▶	A	B	C	D	E	F	G	H	I	J	K	L	M	⊙	⊙
ENTER			N	O	P	Q	R	S	T	U	V	W	X	Y	Z	⊙	⊙

**WARNING:**  
 DO NOT PRESS THE "CAST VOTE" BUTTON UNTIL YOU HAVE MADE ALL DESIRED SELECTIONS. CAST VOTE BUTTON



*Brett A. Radi*  
 Brett A. Radi, County Clerk

# OFFICIAL MACHINE BALLOT - GENERAL ELECTION

TUESDAY, NOVEMBER 3, 2015, SOMERSET COUNTY, NEW JERSEY  
 BOROUGH OF NORTH PLAINFIELD

General Election	REPUBLICAN Column 1	DEMOCRATIC Column 2	NOMINATION BY PETITION Column 3	PERSONAL CHOICE
New Jersey Assembly 22nd Legislative District Vote for Two	William "Bo" <b>VASTINE</b> <input type="checkbox"/>	Gerald "Jerry" <b>GREEN</b> <input type="checkbox"/>		<b>Write In</b> <i>(Use keyboard below)</i> <input type="checkbox"/>
	William H. <b>MICHELSON</b> <input type="checkbox"/>	James J. <b>KENNEDY</b> <input type="checkbox"/>		<b>Write In</b> <i>(Use keyboard below)</i> <input type="checkbox"/>
Surrogate Vote for One	Frank <b>BRUNO</b> <input type="checkbox"/>	Christian <b>MASTONDREA</b> <input type="checkbox"/>		<b>Write In</b> <i>(Use keyboard below)</i> <input type="checkbox"/>
Board of Chosen Freeholders Vote for Two	Patrick <b>SCAGLIONE</b> <input type="checkbox"/>	Brian <b>REGAN</b> <input type="checkbox"/>		<b>Write In</b> <i>(Use keyboard below)</i> <input type="checkbox"/>
	Mark <b>CALIGUIRE</b> <input type="checkbox"/>	Patrick <b>O'CONNELL</b> <input type="checkbox"/>		<b>Write In</b> <i>(Use keyboard below)</i> <input type="checkbox"/>

### INSTRUCTIONS FOR VOTING

- 1 Press the square  to the right of the candidate of your choice. A green arrow will appear signifying your selection.
- 2 To vote in favor of a question, press the square  to the right of the word "YES." To vote against it, press the square  to the right of the word "NO." A green arrow  will appear next to your selection.
- 3 To change any selection, press the square  again. The green arrow will disappear and you may make a new selection.
- 4 After you have completed all your selections, then press the cast vote button  located in the lower right hand corner of the machine. This electronically records all of your votes.
- 5 Part the curtains and exit the voting booth.

WARNING that an improperly cast write-in vote will be void and not counted. When choosing a personal choice (write-in), whatever office you choose to put in a personal choice for, that is the only office to which the vote will be counted. Any improperly cast vote will not be counted. Please read the face of the ballot carefully before taking this option. Should you have any questions regarding the personal choice, please ask the district board worker before entering the voting booth.

### PERSONAL CHOICE (WRITE-IN) INSTRUCTIONS


- The following is a step-by-step procedure for casting a write-in vote.
- 1 UPON ENTERING THE VOTING BOOTH, LOCATE THE OFFICE YOU WISH TO VOTE FOR (OFFICES WILL BE LISTED TO THE LEFT OF THE BALLOT) AND FOLLOW THIS ROW ACROSS TO THE PERSONAL CHOICE COLUMN AND PRESS THE BUTTON.
  - 2 A GREEN ARROW  WILL BEGIN TO FLASH. (NOTE: THE "—" WILL CONTINUE TO FLASH UNTIL THE WRITE-IN IS COMPLETED).
  - 3 AT THE BOTTOM OF THE BALLOT IS THE MAROON WRITE-IN KEYPAD, WHICH IS APPROXIMATELY WAIST HIGH. TYPE IN THE FIRST NAME OF THE CANDIDATE FOR WHOM YOU WISH TO VOTE. USE THE ARROW KEY FOR THE SPACE. THEN TYPE IN THE LAST NAME. NOW PRESS "ENTER" WHICH IS LOCATED ON THE PAD.
- IF AN ERROR ON THE WRITE-IN IS MADE - BEFORE YOU PRESS "ENTER" ON THE WRITE-IN KEYPAD - PRESS THE ARROW KEY TO THE LEFT UNTIL THE ERROR IS CLEARED AND THEN RE-TYPE THE NAME. TO MAKE A SPACE, PRESS THE ARROW KEY TO THE RIGHT.
- AFTER YOU HAVE COMPLETED VOTING THE ENTIRE BALLOT, PRESS THE ORANGE  "CAST VOTE" BUTTON LOCATED ON YOUR LOWER RIGHT-HAND SIDE.
- DO NOT PRESS THE CAST VOTE BUTTON UNTIL YOU ARE SURE YOU ARE FINISHED VOTING.

<    >	A	B	C	D	E	F	G	H	I	J	K	L	M	<input type="button" value="ENTER"/>	<input type="button" value="CAST VOTE"/>
ENTER	N	O	P	Q	R	S	T	U	V	W	X	Y	Z	<input type="button" value="CAST VOTE"/>	<input type="button" value="CAST VOTE"/>

**WARNING:**  
 DO NOT PRESS THE "CAST VOTE" BUTTON UNTIL YOU HAVE MADE ALL DESIRED SELECTIONS. CAST VOTE BUTTON

## SCHOOL ELECTION - NORTH PLAINFIELD SCHOOL DISTRICT

School Election	NOMINATION BY PETITION	NOMINATION BY PETITION	PERSONAL CHOICE
For Membership to the Board of Education Full Three Year Term Vote for Two	Sandra <b>DODD</b> <input type="checkbox"/>	Kathleen <b>MULLEN</b> <input type="checkbox"/>	<b>Write In</b> <i>(Use keyboard below)</i> <input type="checkbox"/>
			<b>Write In</b> <i>(Use keyboard below)</i> <input type="checkbox"/>
For Membership to the Board of Education Two Year Unexpired Term Vote for One	Bianka <b>BUTLER</b> <input type="checkbox"/>		<b>Write In</b> <i>(Use keyboard below)</i> <input type="checkbox"/>



*Brett A. Radi*  
 Brett A. Radi, County Clerk

# OFFICIAL MACHINE BALLOT - GENERAL ELECTION

TUESDAY, NOVEMBER 3, 2015, SOMERSET COUNTY, NEW JERSEY

BOROUGH OF PEAPACK GLADSTONE

General Election	REPUBLICAN Column 1	DEMOCRATIC Column 2	NOMINATION BY PETITION Column 3	PERSONAL CHOICE
New Jersey Assembly 23rd Legislative District Vote for Two	John DiMAIO <input type="checkbox"/> 8	Maria RODRIGUEZ <input type="checkbox"/> 8		Write In <input type="checkbox"/> 8 <i>(Use keyboard below)</i>
	Erik PETERSON <input type="checkbox"/> 10	Marybeth MACIAG <input type="checkbox"/> 10		Write In <input type="checkbox"/> 10 <i>(Use keyboard below)</i>
Surrogate Vote for One	Frank BRUNO <input type="checkbox"/> 12	Christian MASTONDREA <input type="checkbox"/> 12		Write In <input type="checkbox"/> 12 <i>(Use keyboard below)</i>
Board of Chosen Freeholders Vote for Two	Patrick SCAGLIONE <input type="checkbox"/> 14	Brian REGAN <input type="checkbox"/> 14		Write In <input type="checkbox"/> 14 <i>(Use keyboard below)</i>
	Mark CALIGUIRE <input type="checkbox"/> 16	Patrick O'CONNELL <input type="checkbox"/> 16		Write In <input type="checkbox"/> 16 <i>(Use keyboard below)</i>
Borough Council Vote for Two	Gerald J. GUNNING <input type="checkbox"/> 18	No Nomination Made	T. William SIMPSON <input type="checkbox"/> 18 <i>Re-Elect Simpson</i>	Write In <input type="checkbox"/> 18 <i>(Use keyboard below)</i>
	Donald R. LEMMA <input type="checkbox"/> 20	No Nomination Made		Write In <input type="checkbox"/> 20 <i>(Use keyboard below)</i>

### INSTRUCTIONS FOR VOTING

- Press the square  to the right of the candidate of your choice. A green arrow will appear signifying your selection.
- To vote in favor of a question, press the square  to the right of the word "YES." To vote against it, press the square  to the right of the word "NO." A green arrow  will appear next to your selection.
- To change any selection, press the square  again. The green arrow will disappear and you may make a new selection.
- After you have completed all your selections, then press the cast vote button  located in the lower right hand corner of the machine. This electronically records all of your votes.
- Part the curtains and exit the voting booth.

WARNING that an improperly cast write-in vote will be void and not counted. When choosing a personal choice (write-in), whatever office you choose to put in a personal choice for, that is the only office to which the vote will be counted. Any improperly cast vote will not be counted. Please read the face of the ballot carefully before taking this option. Should you have any questions regarding the personal choice, please ask the district board worker before entering the voting booth.

### PERSONAL CHOICE (WRITE-IN) INSTRUCTIONS

- The following is a step-by-step procedure for casting a write-in vote.
- UPON ENTERING THE VOTING BOOTH, LOCATE THE OFFICE YOU WISH TO VOTE FOR (OFFICES WILL BE LISTED TO THE LEFT OF THE BALLOT) AND FOLLOW THIS ROW ACROSS TO THE PERSONAL CHOICE COLUMN AND PRESS THE BUTTON.
  - A GREEN ARROW  WILL BEGIN TO FLASH. (NOTE: THE "—" WILL CONTINUE TO FLASH UNTIL THE WRITE-IN IS COMPLETED).
  - AT THE BOTTOM OF THE BALLOT IS THE MAROON WRITE-IN KEYPAD, WHICH IS APPROXIMATELY WAIST HIGH. TYPE IN THE FIRST NAME OF THE CANDIDATE FOR WHOM YOU WISH TO VOTE. USE THE ARROW KEY FOR THE SPACE. THEN TYPE IN THE LAST NAME. NOW PRESS "ENTER" WHICH IS LOCATED ON THE PAD.
- IF AN ERROR ON THE WRITE-IN IS MADE - BEFORE YOU PRESS "ENTER" ON THE WRITE-IN KEYPAD - PRESS THE ARROW KEY TO THE LEFT UNTIL THE ERROR IS CLEARED AND THEN RE-TYPE THE NAME. TO MAKE A SPACE, PRESS THE ARROW KEY TO THE RIGHT.
- AFTER YOU HAVE COMPLETED VOTING THE ENTIRE BALLOT, PRESS THE ORANGE  "CAST VOTE" BUTTON LOCATED ON YOUR LOWER RIGHT-HAND SIDE.
- DO NOT PRESS THE CAST VOTE BUTTON UNTIL YOU ARE SURE YOU ARE FINISHED VOTING.

< >	A	B	C	D	E	F	G	H	I	J	K	L	M	⊗	⊙
ENTER	N	O	P	Q	R	S	T	U	V	W	X	Y	Z	⊗	⊙

## SCHOOL ELECTION - SOMERSET HILLS SCHOOL DISTRICT

School Election	NOMINATION BY PETITION	NOMINATION BY PETITION	PERSONAL CHOICE
For Membership to the Board of Education Full Three Year Term Vote for One	Deborah L. HAWKINS <input type="checkbox"/> 30	Mindy HOPPE <input type="checkbox"/> 30	Write In <input type="checkbox"/> 30 <i>(Use keyboard below)</i>

### PUBLIC QUESTION TO BE VOTED UPON

#### Somerset Hills School District

The Board of Education of the Somerset Hills Regional School District in the County of Somerset, New Jersey is authorized to undertake a school facilities project consisting of (A) the renovation/upgrade of Marion T. Bedwell Elementary School in order to provide renovated restrooms including ADA compliance and accessibility upgrades and site improvements to road and sidewalk areas to enhance safety and accessibility for both the Marion T. Bedwell Elementary School/Bernardsville Middle School campus and (B) the renovation/upgrade of Bernards High School in order to provide for the conversion of the former, unused auditorium to a library/media center, the conversion of the current library/media center to special and general classrooms and various site improvements to provide parking/accessibility upgrades and paving/drainage improvements. The Board is authorized to expend on such project and issue bonds for such project in an amount not to exceed \$5,829,094. The State has agreed to provide debt service aid in the amount of 40% of the "final eligible costs" of the school facilities project. All of the costs of the project are final eligible costs. The local shares of each of the projects may be transferred among projects.

#### Explanatory Statement

#### THE PROJECT

The Board is Seeking to undertake the following facilities improvements:

- The renovation/upgrade of Marion T. Bedwell Elementary School in order to provide renovated restrooms including ADA compliance and accessibility upgrades and site improvements to road and sidewalk areas to enhance safety and accessibility for both the Marion T. Bedwell Elementary School/Bernardsville Middle School campus; and
- The renovation/upgrade of Bernards High School in order to provide for the conversion of the former, unused auditorium to a library/media center, the conversion of the current library/media center to special and general classrooms and various site improvements to provide parking/accessibility upgrades and paving/drainage improvements.

#### PROJECT COSTS

The total costs of the project shall not exceed \$5,829,094. The Board has received an award of State funding in the amount of 40%, reducing the taxpayers' share of the project to 60% of the project cost.


#### 40% STATE FUNDING FOR THE PROJECT

The Board has received State funding for the project in the form of debt service aid on the bonds issued for the Project. The State has awarded debt service aid in the amount of 40%. This State aid reduces the taxpayers' share of the project to 60% of the project cost. Such State funding will only be available if the referendum passes.

Yes  39

No  39

**WARNING:**  
 DO NOT PRESS THE "CAST VOTE" BUTTON UNTIL YOU HAVE MADE ALL DESIRED SELECTIONS. CAST VOTE BUTTON



*Brett A. Radi*  
Brett A. Radi, County Clerk

# OFFICIAL MACHINE BALLOT - GENERAL ELECTION

TUESDAY, NOVEMBER 3, 2015, SOMERSET COUNTY, NEW JERSEY  
BOROUGH OF RARITAN

General Election	REPUBLICAN Column 1	DEMOCRATIC Column 2	NOMINATION BY PETITION Column 3	PERSONAL CHOICE
New Jersey Assembly 23rd Legislative District Vote for Two	John <b>DiMAIO</b> <input type="checkbox"/>	Maria <b>RODRIGUEZ</b> <input type="checkbox"/>		<b>Write In</b> <i>(Use keyboard below)</i> <input type="checkbox"/>
	Erik <b>PETERSON</b> <input type="checkbox"/>	Marybeth <b>MACIAG</b> <input type="checkbox"/>		<b>Write In</b> <i>(Use keyboard below)</i> <input type="checkbox"/>
Surrogate Vote for One	Frank <b>BRUNO</b> <input type="checkbox"/>	Christian <b>MASTONDREA</b> <input type="checkbox"/>		<b>Write In</b> <i>(Use keyboard below)</i> <input type="checkbox"/>
Board of Chosen Freeholders Vote for Two	Patrick <b>SCAGLIONE</b> <input type="checkbox"/>	Brian <b>REGAN</b> <input type="checkbox"/>		<b>Write In</b> <i>(Use keyboard below)</i> <input type="checkbox"/>
	Mark <b>CALIGUIRE</b> <input type="checkbox"/>	Patrick <b>O'CONNELL</b> <input type="checkbox"/>		<b>Write In</b> <i>(Use keyboard below)</i> <input type="checkbox"/>
Mayor Vote for One	Charles "Chuck" <b>McMULLIN</b> <input type="checkbox"/>	James K. <b>FOOHEY, Jr.</b> <input type="checkbox"/>		<b>Write In</b> <i>(Use keyboard below)</i> <input type="checkbox"/>
Borough Council Vote for Two	Zachary <b>BRAY</b> <input type="checkbox"/>	Tracy <b>CAVALLARO</b> <input type="checkbox"/>		<b>Write In</b> <i>(Use keyboard below)</i> <input type="checkbox"/>
	Bryanna <b>DANYLUK</b> <input type="checkbox"/>	Jennifer C. <b>CAPICI</b> <input type="checkbox"/>		<b>Write In</b> <i>(Use keyboard below)</i> <input type="checkbox"/>

### INSTRUCTIONS FOR VOTING

- 1 Press the square  to the right of the candidate of your choice. A green arrow will appear signifying your selection.
- 2 To vote in favor of a question, press the square  to the right of the word "YES." To vote against it, press the square  to the right of the word "NO." A green arrow  will appear next to your selection.
- 3 To change any selection, press the square  again. The green arrow will disappear and you may make a new selection.
- 4 After you have completed all your selections, then press the cast vote button  located in the lower right hand corner of the machine. This electronically records all of your votes.

5  
WARNING that an improperly cast write-in vote will be void and not counted. When choosing a personal choice (write-in), whatever office you choose to put in a personal choice for, that is the only office to which the vote will be counted. Any improperly cast vote will not be counted. Please read the face of the ballot carefully before taking this option. Should you have any questions regarding the personal choice, please ask the district board worker before entering the voting booth.

### PERSONAL CHOICE (WRITE-IN) INSTRUCTIONS

The following is a step-by-step procedure for casting a write-in vote.

- 1 UPON ENTERING THE VOTING BOOTH, LOCATE THE OFFICE YOU WISH TO VOTE FOR (OFFICES WILL BE LISTED TO THE LEFT OF THE BALLOT) AND FOLLOW THIS ROW ACROSS TO THE PERSONAL CHOICE COLUMN AND PRESS THE BUTTON.
- 2 A GREEN ARROW  WILL BEGIN TO FLASH. (NOTE: THE "—" WILL CONTINUE TO FLASH UNTIL THE WRITE-IN IS COMPLETED).
- 3 AT THE BOTTOM OF THE BALLOT IS THE MAROON WRITE-IN KEYPAD, WHICH IS APPROXIMATELY WAIST HIGH. TYPE IN THE FIRST NAME OF THE CANDIDATE FOR WHOM YOU WISH TO VOTE. USE THE ARROW KEY FOR THE SPACE. THEN TYPE IN THE LAST NAME. NOW PRESS "ENTER" WHICH IS LOCATED ON THE PAD.  
IF AN ERROR ON THE WRITE-IN IS MADE - BEFORE YOU PRESS "ENTER" ON THE WRITE-IN KEYPAD - PRESS THE ARROW KEY TO THE LEFT UNTIL THE ERROR IS CLEARED AND THEN RE-TYPE THE NAME. TO MAKE A SPACE, PRESS THE ARROW KEY TO THE RIGHT.

AFTER YOU HAVE COMPLETED VOTING THE ENTIRE BALLOT, PRESS THE ORANGE  "CAST VOTE" BUTTON LOCATED ON YOUR LOWER RIGHT-HAND SIDE.  
DO NOT PRESS THE CAST VOTE BUTTON UNTIL YOU ARE SURE YOU ARE FINISHED VOTING.

←		→	A	B	C	D	E	F	G	H	I	J	K	L	M	<input type="button" value="O"/>	<input type="button" value="Q"/>
ENTER			N	O	P	Q	R	S	T	U	V	W	X	Y	Z	<input type="button" value="O"/>	<input type="button" value="Q"/>

**WARNING:**  
DO NOT PRESS THE "CAST VOTE" BUTTON UNTIL YOU HAVE MADE ALL DESIRED SELECTIONS. CAST VOTE BUTTON





*Brett A. Radi*  
Brett A. Radi, County Clerk

# OFFICIAL MACHINE BALLOT - GENERAL ELECTION

TUESDAY, NOVEMBER 3, 2015, SOMERSET COUNTY, NEW JERSEY  
BOROUGH OF ROCKY HILL

General Election	REPUBLICAN Column 1	DEMOCRATIC Column 2	NOMINATION BY PETITION Column 3	PERSONAL CHOICE
New Jersey Assembly 16th District Vote for Two	Jack M. <b>CIATTARELLI</b> <input type="checkbox"/> 8	Andrew <b>ZWICKER</b> <input type="checkbox"/> 8		<b>Write In</b> <i>(Use keyboard below)</i> <input type="checkbox"/> 8
	Donna M. <b>SIMON</b> <input type="checkbox"/> 10	Maureen <b>VELLA</b> <input type="checkbox"/> 10		<b>Write In</b> <i>(Use keyboard below)</i> <input type="checkbox"/> 10
Surrogate Vote for One	Frank <b>BRUNO</b> <input type="checkbox"/> 12	Christian <b>MASTONDREA</b> <input type="checkbox"/> 12		<b>Write In</b> <i>(Use keyboard below)</i> <input type="checkbox"/> 12
Board of Chosen Freeholders Vote for Two	Patrick <b>SCAGLIONE</b> <input type="checkbox"/> 14	Brian <b>REGAN</b> <input type="checkbox"/> 14		<b>Write In</b> <i>(Use keyboard below)</i> <input type="checkbox"/> 14
	Mark <b>CALIGUIRE</b> <input type="checkbox"/> 16	Patrick <b>O'CONNELL</b> <input type="checkbox"/> 16		<b>Write In</b> <i>(Use keyboard below)</i> <input type="checkbox"/> 16
Borough Council Vote for Two	No Nomination Made	No Nomination Made	Robert L. <b>ASHBAUGH</b> <input type="checkbox"/> 18 <i>Thoughtful Independent Government</i>	<b>Write In</b> <i>(Use keyboard below)</i> <input type="checkbox"/> 18
	No Nomination Made	No Nomination Made		<b>Write In</b> <i>(Use keyboard below)</i> <input type="checkbox"/> 20

### INSTRUCTIONS FOR VOTING

- Press the square  to the right of the candidate of your choice. A green arrow will appear signifying your selection.
- To vote in favor of a question, press the square  to the right of the word "YES." To vote against it, press the square  to the right of the word "NO." A green arrow  will appear next to your selection.
- To change any selection, press the square  again. The green arrow will disappear and you may make a new selection.
- After you have completed all your selections, then press the cast vote button  located in the lower right hand corner of the machine. This electronically records all of your votes.
- Part the curtains and exit the voting booth.

WARNING that an improperly cast write-in vote will be void and not counted. When choosing a personal choice (write-in), whatever office you choose to put in a personal choice for, that is the only office to which the vote will be counted. Any improperly cast vote will not be counted. Please read the face of the ballot carefully before taking this option. Should you have any questions regarding the personal choice, please ask the district board worker before entering the voting booth.

### PERSONAL CHOICE (WRITE-IN) INSTRUCTIONS


- The following is a step-by-step procedure for casting a write-in vote.
- UPON ENTERING THE VOTING BOOTH, LOCATE THE OFFICE YOU WISH TO VOTE FOR (OFFICES WILL BE LISTED TO THE LEFT OF THE BALLOT) AND FOLLOW THIS ROW ACROSS TO THE PERSONAL CHOICE COLUMN AND PRESS THE BUTTON.
  - A GREEN ARROW  WILL BEGIN TO FLASH. (NOTE: THE "—" WILL CONTINUE TO FLASH UNTIL THE WRITE-IN IS COMPLETED).
  - AT THE BOTTOM OF THE BALLOT IS THE MAROON WRITE-IN KEYPAD, WHICH IS APPROXIMATELY WAIST HIGH. TYPE IN THE FIRST NAME OF THE CANDIDATE FOR WHOM YOU WISH TO VOTE. USE THE ARROW KEY FOR THE SPACE. THEN TYPE IN THE LAST NAME. NOW PRESS "ENTER" WHICH IS LOCATED ON THE PAD.
- IF AN ERROR ON THE WRITE-IN IS MADE - BEFORE YOU PRESS "ENTER" ON THE WRITE-IN KEYPAD - PRESS THE ARROW KEY TO THE LEFT UNTIL THE ERROR IS CLEARED AND THEN RE-TYPE THE NAME. TO MAKE A SPACE, PRESS THE ARROW KEY TO THE RIGHT.
- AFTER YOU HAVE COMPLETED VOTING THE ENTIRE BALLOT, PRESS THE ORANGE  "CAST VOTE" BUTTON LOCATED ON YOUR LOWER RIGHT-HAND SIDE.
- DO NOT PRESS THE CAST VOTE BUTTON UNTIL YOU ARE SURE YOU ARE FINISHED VOTING.

<    >	A	B	C	D	E	F	G	H	I	J	K	L	M	<input type="button" value="ENTER"/>	<input type="button" value="CAST VOTE"/>
ENTER	N	O	P	Q	R	S	T	U	V	W	X	Y	Z	<input type="button" value="CAST VOTE"/>	<input type="button" value="CAST VOTE"/>

**WARNING:**  
DO NOT PRESS THE "CAST VOTE" BUTTON UNTIL YOU HAVE MADE ALL DESIRED SELECTIONS. CAST VOTE BUTTON

## SCHOOL ELECTION - MONTGOMERY / ROCKY HILL SCHOOL DISTRICT

School Election	NOMINATION BY PETITION	NOMINATION BY PETITION	NOMINATION BY PETITION	NOMINATION BY PETITION	NOMINATION BY PETITION	NOMINATION BY PETITION	NOMINATION BY PETITION	PERSONAL CHOICE
For Membership to the Board of Education Full Three Year Term Vote for Three	Tommy L. <b>RIGGS</b> <input type="checkbox"/> 30	Richard <b>CAVALLI</b> <input type="checkbox"/> 30	Minkou "Minkyo" <b>CHENETTE</b> <input type="checkbox"/> 30	Charles F. <b>JACEY, Jr.</b> <input type="checkbox"/> 30	Paul <b>BLODGETT</b> <input type="checkbox"/> 30	Ranjana <b>RAO</b> <input type="checkbox"/> 30	Shannon <b>DEVINE</b> <input type="checkbox"/> 30	<b>Write In</b> <i>(Use keyboard below)</i> <input type="checkbox"/> 30
								<b>Write In</b> <i>(Use keyboard below)</i> <input type="checkbox"/> 32
								<b>Write In</b> <i>(Use keyboard below)</i> <input type="checkbox"/> 34
For Membership to the Board of Education Two Year Unexpired Term Vote for One	Phyllis <b>BURSH</b> <input type="checkbox"/> 36	Dale <b>HUFF</b> <input type="checkbox"/> 36						<b>Write In</b> <i>(Use keyboard below)</i> <input type="checkbox"/> 36



*Brett A. Radi*  
 Brett A. Radi, County Clerk

# OFFICIAL MACHINE BALLOT - GENERAL ELECTION

TUESDAY, NOVEMBER 3, 2015, SOMERSET COUNTY, NEW JERSEY  
 BOROUGH OF SOMERVILLE

General Election	REPUBLICAN Column 1	DEMOCRATIC Column 2	NOMINATION BY PETITION Column 3	PERSONAL CHOICE
New Jersey Assembly 16th District Vote for Two	Jack M. <b>CIATTARELLI</b> <input type="checkbox"/> 8	Andrew <b>ZWICKER</b> <input type="checkbox"/> 8		<b>Write In</b> <i>(Use keyboard below)</i> <input type="checkbox"/> 8
	Donna M. <b>SIMON</b> <input type="checkbox"/> 10	Maureen <b>VELLA</b> <input type="checkbox"/> 10		<b>Write In</b> <i>(Use keyboard below)</i> <input type="checkbox"/> 10
Surrogate Vote for One	Frank <b>BRUNO</b> <input type="checkbox"/> 12	Christian <b>MASTONDREA</b> <input type="checkbox"/> 12		<b>Write In</b> <i>(Use keyboard below)</i> <input type="checkbox"/> 12
Board of Chosen Freeholders Vote for Two	Patrick <b>SCAGLIONE</b> <input type="checkbox"/> 14	Brian <b>REGAN</b> <input type="checkbox"/> 14		<b>Write In</b> <i>(Use keyboard below)</i> <input type="checkbox"/> 14
	Mark <b>CALIGUIRE</b> <input type="checkbox"/> 16	Patrick <b>O'CONNELL</b> <input type="checkbox"/> 16		<b>Write In</b> <i>(Use keyboard below)</i> <input type="checkbox"/> 16
Mayor Vote for One	Brian <b>GALLAGHER</b> <input type="checkbox"/> 18	Jane C. <b>KOBUTA</b> <input type="checkbox"/> 18		<b>Write In</b> <i>(Use keyboard below)</i> <input type="checkbox"/> 18
Borough Council Vote for Two	Fred <b>PICCHIELLO</b> <input type="checkbox"/> 20	Thompson H. <b>MITCHELL</b> <input type="checkbox"/> 20		<b>Write In</b> <i>(Use keyboard below)</i> <input type="checkbox"/> 20
	Lucien "Luc" <b>SERGILE</b> <input type="checkbox"/> 22	Steve <b>PETER</b> <input type="checkbox"/> 22		<b>Write In</b> <i>(Use keyboard below)</i> <input type="checkbox"/> 22
Borough Council Unexpired Term Vote for One	Jason <b>KRASKA</b> <input type="checkbox"/> 24	Frederick J. <b>WIED V</b> <input type="checkbox"/> 24		<b>Write In</b> <i>(Use keyboard below)</i> <input type="checkbox"/> 24

**INSTRUCTIONS FOR VOTING**

- Press the square  to the right of the candidate of your choice. A green arrow will appear signifying your selection.
- To vote in favor of a question, press the square  to the right of the word "YES." To vote against it, press the square  to the right of the word "NO." A green arrow  will appear next to your selection.
- To change any selection, press the square  again. The green arrow will disappear and you may make a new selection.
- After you have completed all your selections, then press the cast vote button  located in the lower right hand corner of the machine. This electronically records all of your votes.
- Part the curtains and exit the voting booth.

WARNING that an improperly cast write-in vote will be void and not counted. When choosing a personal choice (write-in), whatever office you choose to put in a personal choice for, that is the only office to which the vote will be counted. Any improperly cast vote will not be counted. Please read the face of the ballot carefully before taking this option. Should you have any questions regarding the personal choice, please ask the district board worker before entering the voting booth.

## SCHOOL ELECTION - SOMERVILLE SCHOOL DISTRICT

School Election	NOMINATION BY PETITION	NOMINATION BY PETITION	NOMINATION BY PETITION	NOMINATION BY PETITION	PERSONAL CHOICE
For Membership to the Board of Education Full Three Year Term Vote for Three	Daniel J. <b>PUNTILLO, Jr.</b> <input type="checkbox"/> 30	John <b>PRUDENTE</b> <input type="checkbox"/> 30	Kenneth J. <b>CORNELL</b> <input type="checkbox"/> 30	Paul <b>GIBBONS</b> <input type="checkbox"/> 30	<b>Write In</b> <i>(Use keyboard below)</i> <input type="checkbox"/> 30
					<b>Write In</b> <i>(Use keyboard below)</i> <input type="checkbox"/> 32
					<b>Write In</b> <i>(Use keyboard below)</i> <input type="checkbox"/> 34

**PERSONAL CHOICE (WRITE-IN) INSTRUCTIONS**

The following is a step-by-step procedure for casting a write-in vote.

- UPON ENTERING THE VOTING BOOTH, LOCATE THE OFFICE YOU WISH TO VOTE FOR (OFFICES WILL BE LISTED TO THE LEFT OF THE BALLOT) AND FOLLOW THIS ROW ACROSS TO THE PERSONAL CHOICE COLUMN AND PRESS THE BUTTON.
- A GREEN ARROW  WILL BEGIN TO FLASH. (NOTE: THE "—" WILL CONTINUE TO FLASH UNTIL THE WRITE-IN IS COMPLETED).
- AT THE BOTTOM OF THE BALLOT IS THE MAROON WRITE-IN KEYPAD, WHICH IS APPROXIMATELY WAIST HIGH. TYPE IN THE FIRST NAME OF THE CANDIDATE FOR WHOM YOU WISH TO VOTE. USE THE ARROW KEY FOR THE SPACE. THEN TYPE IN THE LAST NAME. NOW PRESS "ENTER" WHICH IS LOCATED ON THE PAD.


IF AN ERROR ON THE WRITE-IN IS MADE - BEFORE YOU PRESS "ENTER" ON THE WRITE-IN KEYPAD - PRESS THE ARROW KEY TO THE LEFT UNTIL THE ERROR IS CLEARED AND THEN RE-TYPE THE NAME. TO MAKE A SPACE, PRESS THE ARROW KEY TO THE RIGHT.

AFTER YOU HAVE COMPLETED VOTING THE ENTIRE BALLOT, PRESS THE ORANGE  "CAST VOTE" BUTTON LOCATED ON YOUR LOWER RIGHT-HAND SIDE.

DO NOT PRESS THE CAST VOTE BUTTON UNTIL YOU ARE SURE YOU ARE FINISHED VOTING.

<		>	A	B	C	D	E	F	G	H	I	J	K	L	M	<input type="button" value="↵"/>	<input type="button" value="↶"/>
ENTER	N	O	P	Q	R	S	T	U	V	W	X	Y	Z	<input type="button" value="↷"/>	<input type="button" value="↸"/>		

**WARNING:**  
 DO NOT PRESS THE "CAST VOTE" BUTTON UNTIL YOU HAVE  
 MADE ALL DESIRED SELECTIONS. CAST VOTE BUTTON



*Brett A. Radi*  
Brett A. Radi, County Clerk

# OFFICIAL MACHINE BALLOT - GENERAL ELECTION

TUESDAY, NOVEMBER 3, 2015, SOMERSET COUNTY, NEW JERSEY  
BOROUGH OF SOUTH BOUND BROOK

General Election	REPUBLICAN Column 1	DEMOCRATIC Column 2	NOMINATION BY PETITION Column 3	PERSONAL CHOICE
New Jersey Assembly 23rd Legislative District Vote for Two	John DiMAIO <input type="checkbox"/> 8	Maria RODRIGUEZ <input type="checkbox"/> 8		Write In <input type="checkbox"/> 8 <i>(Use keyboard below)</i>
	Erik PETERSON <input type="checkbox"/> 10	Marybeth MACIAG <input type="checkbox"/> 10		Write In <input type="checkbox"/> 10 <i>(Use keyboard below)</i>
Surrogate Vote for One	Frank BRUNO <input type="checkbox"/> 12	Christian MASTONDREA <input type="checkbox"/> 12		Write In <input type="checkbox"/> 12 <i>(Use keyboard below)</i>
Board of Chosen Freeholders Vote for Two	Patrick SCAGLIONE <input type="checkbox"/> 14	Brian REGAN <input type="checkbox"/> 14		Write In <input type="checkbox"/> 14 <i>(Use keyboard below)</i>
	Mark CALIGUIRE <input type="checkbox"/> 16	Patrick O'CONNELL <input type="checkbox"/> 16		Write In <input type="checkbox"/> 16 <i>(Use keyboard below)</i>
Mayor Vote for One	Tamas "Tom" ORMOSI <input type="checkbox"/> 18	Caryl A. "Chris" SHOFFNER <input type="checkbox"/> 18	Joe DeLONG <input type="checkbox"/> 18 <i>Libertarian Party</i>	Write In <input type="checkbox"/> 18 <i>(Use keyboard below)</i>
Borough Council Vote for Two	Ryan MACK <input type="checkbox"/> 20	August CARLTON <input type="checkbox"/> 20	Patrick SMITH <input type="checkbox"/> 20 <i>Libertarian Party</i>	Write In <input type="checkbox"/> 20 <i>(Use keyboard below)</i>
	James D. MURPHY <input type="checkbox"/> 22	Kathleen CONNER <input type="checkbox"/> 22		Write In <input type="checkbox"/> 22 <i>(Use keyboard below)</i>
Borough Council Unexpired Term Vote for One	Kathryn M. KELLY <input type="checkbox"/> 24	John "Tony" GORDON <input type="checkbox"/> 24		Write In <input type="checkbox"/> 24 <i>(Use keyboard below)</i>

### INSTRUCTIONS FOR VOTING

- Press the square  to the right of the candidate of your choice. A green arrow will appear signifying your selection.
- To vote in favor of a question, press the square  to the right of the word "YES." To vote against it, press the square  to the right of the word "NO." A green arrow  will appear next to your selection.
- To change any selection, press the square  again. The green arrow will disappear and you may make a new selection.
- After you have completed all your selections, then press the cast vote button  located in the lower right hand corner of the machine. This electronically records all of your votes.
- Part the curtains and exit the voting booth.

WARNING that an improperly cast write-in vote will be void and not counted. When choosing a personal choice (write-in), whatever office you choose to put in a personal choice for, that is the only office to which the vote will be counted. Any improperly cast vote will not be counted. Please read the face of the ballot carefully before taking this option. Should you have any questions regarding the personal choice, please ask the district board worker before entering the voting booth.

### PERSONAL CHOICE (WRITE-IN) INSTRUCTIONS


- The following is a step-by-step procedure for casting a write-in vote.
- UPON ENTERING THE VOTING BOOTH, LOCATE THE OFFICE YOU WISH TO VOTE FOR (OFFICES WILL BE LISTED TO THE LEFT OF THE BALLOT) AND FOLLOW THIS ROW ACROSS TO THE PERSONAL CHOICE COLUMN AND PRESS THE BUTTON.
  - A GREEN ARROW  WILL BEGIN TO FLASH. (NOTE: THE "—" WILL CONTINUE TO FLASH UNTIL THE WRITE-IN IS COMPLETED).
  - AT THE BOTTOM OF THE BALLOT IS THE MAROON WRITE-IN KEYPAD, WHICH IS APPROXIMATELY WAIST HIGH. TYPE IN THE FIRST NAME OF THE CANDIDATE FOR WHOM YOU WISH TO VOTE. USE THE ARROW KEY FOR THE SPACE. THEN TYPE IN THE LAST NAME. NOW PRESS "ENTER" WHICH IS LOCATED ON THE PAD.
- IF AN ERROR ON THE WRITE-IN IS MADE - BEFORE YOU PRESS "ENTER" ON THE WRITE-IN KEYPAD - PRESS THE ARROW KEY TO THE LEFT UNTIL THE ERROR IS CLEARED AND THEN RE-TYPE THE NAME. TO MAKE A SPACE, PRESS THE ARROW KEY TO THE RIGHT.
- AFTER YOU HAVE COMPLETED VOTING THE ENTIRE BALLOT, PRESS THE ORANGE  "CAST VOTE" BUTTON LOCATED ON YOUR LOWER RIGHT-HAND SIDE.
- DO NOT PRESS THE CAST VOTE BUTTON UNTIL YOU ARE SURE YOU ARE FINISHED VOTING.

<		>	A	B	C	D	E	F	G	H	I	J	K	L	M	<input type="button" value="ENTER"/>	<input type="button" value="CAST VOTE"/>
ENTER	N	O	P	Q	R	S	T	U	V	W	X	Y	Z	<input type="button" value="CAST VOTE"/>	<input type="button" value="CAST VOTE"/>		

## SCHOOL ELECTION - SOUTH BOUND BROOK SCHOOL DISTRICT

School Election	NOMINATION BY PETITION	NOMINATION BY PETITION	NOMINATION BY PETITION	PERSONAL CHOICE
For Membership to the Board of Education Full Three Year Term Vote for Three	Heidi SHALLOP <input type="checkbox"/> 30	Janet ESPOSITO <input type="checkbox"/> 30	No Petition Filed	Write In <input type="checkbox"/> 30 <i>(Use keyboard below)</i>
				Write In <input type="checkbox"/> 32 <i>(Use keyboard below)</i>
				Write In <input type="checkbox"/> 34 <i>(Use keyboard below)</i>

**WARNING:**  
DO NOT PRESS THE "CAST VOTE" BUTTON UNTIL YOU HAVE MADE ALL DESIRED SELECTIONS. CAST VOTE BUTTON



*Brett A. Radi*  
Brett A. Radi, County Clerk

# OFFICIAL MACHINE BALLOT - GENERAL ELECTION

TUESDAY, NOVEMBER 3, 2015, SOMERSET COUNTY, NEW JERSEY  
TOWNSHIP OF WARREN

General Election	REPUBLICAN Column 1	DEMOCRATIC Column 2	NOMINATION BY PETITION Column 3	PERSONAL CHOICE
New Jersey Assembly 21st Legislative District Vote for Two	Jon <b>BRAMNICK</b> <input type="checkbox"/>	Jill Anne <b>LaZARE</b> <input type="checkbox"/>		<b>Write In</b> <i>(Use keyboard below)</i> <input type="checkbox"/>
	Nancy <b>MUNOZ</b> <input type="checkbox"/>	David <b>BARNETT</b> <input type="checkbox"/>		<b>Write In</b> <i>(Use keyboard below)</i> <input type="checkbox"/>
Surrogate Vote for One	Frank <b>BRUNO</b> <input type="checkbox"/>	Christian <b>MASTONDREA</b> <input type="checkbox"/>		<b>Write In</b> <i>(Use keyboard below)</i> <input type="checkbox"/>
Board of Chosen Freeholders Vote for Two	Patrick <b>SCAGLIONE</b> <input type="checkbox"/>	Brian <b>REGAN</b> <input type="checkbox"/>		<b>Write In</b> <i>(Use keyboard below)</i> <input type="checkbox"/>
	Mark <b>CALIGUIRE</b> <input type="checkbox"/>	Patrick <b>O'CONNELL</b> <input type="checkbox"/>		<b>Write In</b> <i>(Use keyboard below)</i> <input type="checkbox"/>
Township Committee Vote for Two	Gary P. <b>DiNARDO</b> <input type="checkbox"/>	No Nomination Made		<b>Write In</b> <i>(Use keyboard below)</i> <input type="checkbox"/>
	Victor J. <b>SORDILLO</b> <input type="checkbox"/>	No Nomination Made		<b>Write In</b> <i>(Use keyboard below)</i> <input type="checkbox"/>

## SCHOOL ELECTION - WARREN SCHOOL DISTRICT / WATCHUNG HILLS REGIONAL

School Election	NOMINATION BY PETITION	NOMINATION BY PETITION	NOMINATION BY PETITION	NOMINATION BY PETITION	PERSONAL CHOICE
Watchung Hills Regional H.S.					
For Membership to the Board of Education Full Three Year Term Vote for One	Gregory <b>PRZYBYLSKI</b> <input type="checkbox"/>				<b>Write In</b> <i>(Use keyboard below)</i> <input type="checkbox"/>
Township of Warren					
For Membership to the Board of Education Full Three Year Term Vote for Three	Paige L. <b>ALBANO</b> <input type="checkbox"/>	Kathy <b>HELEWA</b> <input type="checkbox"/>	Andrea <b>FREIJOMIL</b> <input type="checkbox"/>	Desiree <b>DeNOURIE</b> <input type="checkbox"/>	<b>Write In</b> <i>(Use keyboard below)</i> <input type="checkbox"/>
					<b>Write In</b> <i>(Use keyboard below)</i> <input type="checkbox"/>
					<b>Write In</b> <i>(Use keyboard below)</i> <input type="checkbox"/>

### INSTRUCTIONS FOR VOTING

- Press the square  to the right of the candidate of your choice. A green arrow will appear signifying your selection.
- To vote in favor of a question, press the square  to the right of the word "YES." To vote against it, press the square  to the right of the word "NO." A green arrow  will appear next to your selection.
- To change any selection, press the square  again. The green arrow will disappear and you may make a new selection.
- After you have completed all your selections, then press the cast vote button  located in the lower right hand corner of the machine. This electronically records all of your votes.

WARNING that an improperly cast write-in vote will be void and not counted. When choosing a personal choice (write-in), whatever office you choose to put in a personal choice for, that is the only office to which the vote will be counted. Any improperly cast vote will not be counted. Please read the face of the ballot carefully before taking this option. Should you have any questions regarding the personal choice, please ask the district board worker before entering the voting booth.

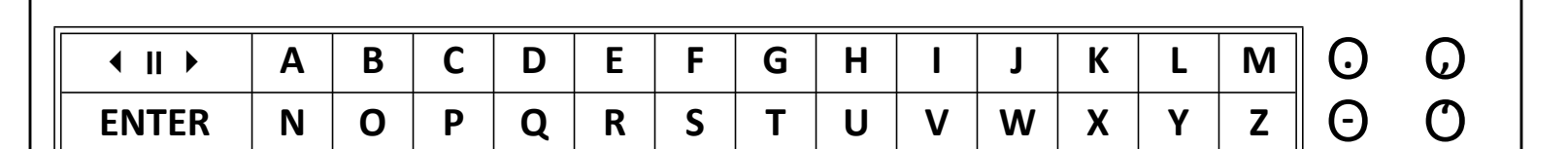
### PERSONAL CHOICE (WRITE-IN) INSTRUCTIONS

The following is a step-by-step procedure for casting a write-in vote.


- UPON ENTERING THE VOTING BOOTH, LOCATE THE OFFICE YOU WISH TO VOTE FOR (OFFICES WILL BE LISTED TO THE LEFT OF THE BALLOT) AND FOLLOW THIS ROW ACROSS TO THE PERSONAL CHOICE COLUMN AND PRESS THE BUTTON.
- A GREEN ARROW  WILL BEGIN TO FLASH. (NOTE: THE "—" WILL CONTINUE TO FLASH UNTIL THE WRITE-IN IS COMPLETED).
- AT THE BOTTOM OF THE BALLOT IS THE MAROON WRITE-IN KEYPAD, WHICH IS APPROXIMATELY WAIST HIGH. TYPE IN THE FIRST NAME OF THE CANDIDATE FOR WHOM YOU WISH TO VOTE. USE THE ARROW KEY FOR THE SPACE. THEN TYPE IN THE LAST NAME. NOW PRESS "ENTER" WHICH IS LOCATED ON THE PAD.  
IF AN ERROR ON THE WRITE-IN IS MADE - BEFORE YOU PRESS "ENTER" ON THE WRITE-IN KEYPAD - PRESS THE ARROW KEY TO THE LEFT UNTIL THE ERROR IS CLEARED AND THEN RE-TYPE THE NAME. TO MAKE A SPACE, PRESS THE ARROW KEY TO THE RIGHT.

AFTER YOU HAVE COMPLETED VOTING THE ENTIRE BALLOT, PRESS THE ORANGE  "CAST VOTE" BUTTON LOCATED ON YOUR LOWER RIGHT-HAND SIDE.

DO NOT PRESS THE CAST VOTE BUTTON UNTIL YOU ARE SURE YOU ARE FINISHED VOTING.



**WARNING:**  
DO NOT PRESS THE "CAST VOTE" BUTTON UNTIL YOU HAVE MADE ALL DESIRED SELECTIONS. CAST VOTE BUTTON



*Brett A. Radi*  
Brett A. Radi, County Clerk

# OFFICIAL MACHINE BALLOT - GENERAL ELECTION

TUESDAY, NOVEMBER 3, 2015, SOMERSET COUNTY, NEW JERSEY  
BOROUGH OF WATCHUNG

General Election	REPUBLICAN Column 1	DEMOCRATIC Column 2	NOMINATION BY PETITION Column 3	PERSONAL CHOICE
New Jersey Assembly 21st Legislative District Vote for Two	Jon <b>BRAMNICK</b> <input type="checkbox"/>	Jill Anne <b>LaZARE</b> <input type="checkbox"/>		<b>Write In</b> <i>(Use keyboard below)</i> <input type="checkbox"/>
	Nancy <b>MUNOZ</b> <input type="checkbox"/>	David <b>BARNETT</b> <input type="checkbox"/>		<b>Write In</b> <i>(Use keyboard below)</i> <input type="checkbox"/>
Surrogate Vote for One	Frank <b>BRUNO</b> <input type="checkbox"/>	Christian <b>MASTONDREA</b> <input type="checkbox"/>		<b>Write In</b> <i>(Use keyboard below)</i> <input type="checkbox"/>
Board of Chosen Freeholders Vote for Two	Patrick <b>SCAGLIONE</b> <input type="checkbox"/>	Brian <b>REGAN</b> <input type="checkbox"/>		<b>Write In</b> <i>(Use keyboard below)</i> <input type="checkbox"/>
	Mark <b>CALIGUIRE</b> <input type="checkbox"/>	Patrick <b>O'CONNELL</b> <input type="checkbox"/>		<b>Write In</b> <i>(Use keyboard below)</i> <input type="checkbox"/>
Borough Council Vote for Two	Debra S. <b>JOREN</b> <input type="checkbox"/>	No Nomination Made		<b>Write In</b> <i>(Use keyboard below)</i> <input type="checkbox"/>
	David <b>MOBUS</b> <input type="checkbox"/>	No Nomination Made		<b>Write In</b> <i>(Use keyboard below)</i> <input type="checkbox"/>

## SCHOOL ELECTION - WATCHUNG SCHOOL DISTRICT / WATCHUNG HILLS REGIONAL

School Election	NOMINATION BY PETITION	NOMINATION BY PETITION	NOMINATION BY PETITION	PERSONAL CHOICE
Watchung Hills Regional H.S.				
For Membership to the Board of Education Full Three Year Term Vote for One	Barry <b>HUNSINGER</b> <input type="checkbox"/>			<b>Write In</b> <i>(Use keyboard below)</i> <input type="checkbox"/>
Borough of Watchung				
For Membership to the Board of Education Full Three Year Term Vote for Three	Margo <b>LANGER</b> <input type="checkbox"/>	James L. <b>RHYNER</b> <input type="checkbox"/>	George <b>COLONIAS</b> <input type="checkbox"/>	<b>Write In</b> <i>(Use keyboard below)</i> <input type="checkbox"/>
				<b>Write In</b> <i>(Use keyboard below)</i> <input type="checkbox"/>
				<b>Write In</b> <i>(Use keyboard below)</i> <input type="checkbox"/>
For Membership to the Board of Education One Year Unexpired Term Vote for One	Dennis <b>BAKOS</b> <input type="checkbox"/>			<b>Write In</b> <i>(Use keyboard below)</i> <input type="checkbox"/>

### INSTRUCTIONS FOR VOTING

- Press the square  to the right of the candidate of your choice. A green arrow will appear signifying your selection.
- To vote in favor of a question, press the square  to the right of the word "YES." To vote against it, press the square  to the right of the word "NO." A green arrow  will appear next to your selection.
- To change any selection, press the square  again. The green arrow will disappear and you may make a new selection.
- After you have completed all your selections, then press the cast vote button  located in the lower right hand corner of the machine. This electronically records all of your votes.

WARNING that an improperly cast write-in vote will be void and not counted. When choosing a personal choice (write-in), whatever office you choose to put in a personal choice for, that is the only office to which the vote will be counted. Any improperly cast vote will not be counted. Please read the face of the ballot carefully before taking this option. Should you have any questions regarding the personal choice, please ask the district board worker before entering the voting booth.

### PERSONAL CHOICE (WRITE-IN) INSTRUCTIONS

The following is a step-by-step procedure for casting a write-in vote.

- UPON ENTERING THE VOTING BOOTH, LOCATE THE OFFICE YOU WISH TO VOTE FOR (OFFICES WILL BE LISTED TO THE LEFT OF THE BALLOT) AND FOLLOW THIS ROW ACROSS TO THE PERSONAL CHOICE COLUMN AND PRESS THE BUTTON.
- A GREEN ARROW  WILL BEGIN TO FLASH. (NOTE: THE "—" WILL CONTINUE TO FLASH UNTIL THE WRITE-IN IS COMPLETED).
- AT THE BOTTOM OF THE BALLOT IS THE MAROON WRITE-IN KEYPAD, WHICH IS APPROXIMATELY WAIST HIGH. TYPE IN THE FIRST NAME OF THE CANDIDATE FOR WHOM YOU WISH TO VOTE. USE THE ARROW KEY FOR THE SPACE. THEN TYPE IN THE LAST NAME. NOW PRESS "ENTER" WHICH IS LOCATED ON THE PAD.  
IF AN ERROR ON THE WRITE-IN IS MADE - BEFORE YOU PRESS "ENTER" ON THE WRITE-IN KEYPAD - PRESS THE ARROW KEY TO THE LEFT UNTIL THE ERROR IS CLEARED AND THEN RE-TYPE THE NAME. TO MAKE A SPACE, PRESS THE ARROW KEY TO THE RIGHT.

AFTER YOU HAVE COMPLETED VOTING THE ENTIRE BALLOT, PRESS THE ORANGE  "CAST VOTE" BUTTON LOCATED ON YOUR LOWER RIGHT-HAND SIDE.

DO NOT PRESS THE CAST VOTE BUTTON UNTIL YOU ARE SURE YOU ARE FINISHED VOTING.

←	→	A	B	C	D	E	F	G	H	I	J	K	L	M	<input type="button" value="CAST VOTE"/>	<input type="button" value="CAST VOTE"/>
ENTER		N	O	P	Q	R	S	T	U	V	W	X	Y	Z	<input type="button" value="CAST VOTE"/>	<input type="button" value="CAST VOTE"/>

**WARNING:**  
DO NOT PRESS THE "CAST VOTE" BUTTON UNTIL YOU HAVE MADE ALL DESIRED SELECTIONS. CAST VOTE BUTTON