



Brett A. Radi
Brett A. Radi, County Clerk

OFFICIAL MACHINE BALLOT

SPECIAL PRIMARY ELECTION FOR U.S. SENATE

TUESDAY, AUGUST 13, 2013, SOMERSET COUNTY, NEW JERSEY
TOWNSHIP OF BEDMINSTER

Special Primary Election for U.S. Senate	REPUBLICAN Column 1	PERSONAL CHOICE
United States Senator Unexpired Term Vote for One	Alieta ECK <small>Citizen Candidate - Real Hope</small> <input type="checkbox"/>	Write In <small>(Use keyboard below)</small> <input type="checkbox"/>
	Steven M. LONEGAN <input type="checkbox"/>	

Special Primary Election for U.S. Senate	DEMOCRATIC Column 2	PERSONAL CHOICE
United States Senator Unexpired Term Vote for One	Rush HOLT <small>Teacher, Scientist, Progressive</small> <input type="checkbox"/>	Write In <small>(Use keyboard below)</small> <input type="checkbox"/>
	Frank PALLONE, Jr. <small>Democrat for U.S. Senate</small> <input type="checkbox"/>	
	Cory BOOKER <small>Somerset County Democrats 2013</small> <input type="checkbox"/>	
	Sheila Y. OLIVER <input type="checkbox"/>	

INSTRUCTIONS FOR VOTING

- Press the square to the right of the candidate of your choice. A green arrow will appear signifying your selection.
- To change any selection, press the square again. The green arrow will disappear and you may make a new selection.
- After you have completed all your selections, then press the cast vote button located in the lower right hand corner of the machine. This electronically records all of your votes.
- Part the curtains and exit the voting booth.

WARNING that an improperly cast write-in vote will be void and not counted. When choosing a personal choice (write-in), whatever office you choose to put in a personal choice for, that is the only office to which the vote will be counted. Any improperly cast vote will not be counted. Please read the face of the ballot carefully before taking this option. Should you have any questions regarding the personal choice, please ask the district board worker before entering the voting booth.

PERSONAL CHOICE (WRITE-IN) INSTRUCTIONS

The following is a step-by-step procedure for casting a write-in vote.

- UPON ENTERING THE VOTING BOOTH, LOCATE THE OFFICE YOU WISH TO VOTE FOR (OFFICES WILL BE LISTED TO THE LEFT OF THE BALLOT) AND FOLLOW THIS ROW ACROSS TO THE PERSONAL CHOICE COLUMN AND PRESS THE BUTTON.
- A GREEN ARROW — WILL BEGIN TO FLASH. (NOTE: THE "—" WILL CONTINUE TO FLASH UNTIL THE WRITE-IN IS COMPLETED).
- AT THE BOTTOM OF THE BALLOT IS THE MAROON WRITE-IN KEYPAD, WHICH IS APPROXIMATELY WAIST HIGH. TYPE IN THE FIRST NAME OF THE CANDIDATE FOR WHOM YOU WISH TO VOTE. USE THE ARROW KEY FOR THE SPACE. THEN TYPE IN THE LAST NAME. NOW PRESS "ENTER" WHICH IS LOCATED ON THE PAD.

IF AN ERROR ON THE WRITE-IN IS MADE - BEFORE YOU PRESS "ENTER" ON THE WRITE-IN KEYPAD - PRESS THE ARROW KEY TO THE LEFT UNTIL THE ERROR IS CLEARED AND THEN RE-TYPE THE NAME. TO MAKE A SPACE, PRESS THE ARROW KEY TO THE RIGHT.


AFTER YOU HAVE COMPLETED VOTING THE ENTIRE BALLOT, PRESS THE ORANGE "CAST VOTE" BUTTON LOCATED ON YOUR LOWER RIGHT-HAND SIDE.

DO NOT PRESS THE CAST VOTE BUTTON UNTIL YOU ARE SURE YOU ARE FINISHED VOTING.

←	→	A	B	C	D	E	F	G	H	I	J	K	L	M	○	○
ENTER	N	O	P	Q	R	S	T	U	V	W	X	Y	Z	○	○	

**WARNING:
DO NOT
PRESS THE
"CAST VOTE"
BUTTON
UNTIL YOU
HAVE MADE
ALL DESIRED
SELECTIONS.
CAST VOTE
BUTTON**





Brett A. Radi
Brett A. Radi, County Clerk

OFFICIAL MACHINE BALLOT

SPECIAL PRIMARY ELECTION FOR U.S. SENATE

TUESDAY, AUGUST 13, 2013, SOMERSET COUNTY, NEW JERSEY
TOWNSHIP OF BERNARDS

Special Primary Election for U.S. Senate	REPUBLICAN Column 1	PERSONAL CHOICE
United States Senator Unexpired Term Vote for One	Alieta ECK <small>Citizen Candidate - Real Hope</small> <input type="checkbox"/>	Write In <small>(Use keyboard below)</small> <input type="checkbox"/>
	Steven M. LONEGAN <input type="checkbox"/>	

Special Primary Election for U.S. Senate	DEMOCRATIC Column 2	PERSONAL CHOICE
United States Senator Unexpired Term Vote for One	Rush HOLT <small>Teacher, Scientist, Progressive</small> <input type="checkbox"/>	Write In <small>(Use keyboard below)</small> <input type="checkbox"/>
	Frank PALLONE, Jr. <small>Democrat for U.S. Senate</small> <input type="checkbox"/>	
	Cory BOOKER <small>Somerset County Democrats 2013</small> <input type="checkbox"/>	
	Sheila Y. OLIVER <input type="checkbox"/>	

INSTRUCTIONS FOR VOTING

- 1 Press the square to the right of the candidate of your choice. A green arrow will appear signifying your selection.
- 2 To change any selection, press the square again. The green arrow will disappear and you may make a new selection.
- 3 After you have completed all your selections, then press the cast vote button located in the lower right hand corner of the machine. This electronically records all of your votes.
- 4 Part the curtains and exit the voting booth.

WARNING that an improperly cast write-in vote will be void and not counted. When choosing a personal choice (write-in), whatever office you choose to put in a personal choice for, that is the only office to which the vote will be counted. Any improperly cast vote will not be counted. Please read the face of the ballot carefully before taking this option. Should you have any questions regarding the personal choice, please ask the district board worker before entering the voting booth.

PERSONAL CHOICE (WRITE-IN) INSTRUCTIONS

The following is a step-by-step procedure for casting a write-in vote.

- 1 UPON ENTERING THE VOTING BOOTH, LOCATE THE OFFICE YOU WISH TO VOTE FOR (OFFICES WILL BE LISTED TO THE LEFT OF THE BALLOT) AND FOLLOW THIS ROW ACROSS TO THE PERSONAL CHOICE COLUMN AND PRESS THE BUTTON.
 - 2 A GREEN ARROW — WILL BEGIN TO FLASH. (NOTE: THE "—" WILL CONTINUE TO FLASH UNTIL THE WRITE-IN IS COMPLETED).
 - 3 AT THE BOTTOM OF THE BALLOT IS THE MAROON WRITE-IN KEYPAD, WHICH IS APPROXIMATELY WAIST HIGH. TYPE IN THE FIRST NAME OF THE CANDIDATE FOR WHOM YOU WISH TO VOTE. USE THE ARROW KEY FOR THE SPACE. THEN TYPE IN THE LAST NAME. NOW PRESS "ENTER" WHICH IS LOCATED ON THE PAD.
- IF AN ERROR ON THE WRITE-IN IS MADE - BEFORE YOU PRESS "ENTER" ON THE WRITE-IN KEYPAD - PRESS THE ARROW KEY TO THE LEFT UNTIL THE ERROR IS CLEARED AND THEN RE-TYPE THE NAME. TO MAKE A SPACE, PRESS THE ARROW KEY TO THE RIGHT.

AFTER YOU HAVE COMPLETED VOTING THE ENTIRE BALLOT, PRESS THE ORANGE "CAST VOTE" BUTTON LOCATED ON YOUR LOWER RIGHT-HAND SIDE.

DO NOT PRESS THE CAST VOTE BUTTON UNTIL YOU ARE SURE YOU ARE FINISHED VOTING.

←		▶	A	B	C	D	E	F	G	H	I	J	K	L	M	<input type="button" value="O"/>	<input type="button" value="Q"/>
ENTER	N	O	P	Q	R	S	T	U	V	W	X	Y	Z	<input type="button" value="O"/>	<input type="button" value="O"/>		

**WARNING:
DO NOT
PRESS THE
"CAST VOTE"
BUTTON
UNTIL YOU
HAVE MADE
ALL DESIRED
SELECTIONS.
CAST VOTE
BUTTON**





Brett A. Radi
 Brett A. Radi, County Clerk

OFFICIAL MACHINE BALLOT

SPECIAL PRIMARY ELECTION FOR U.S. SENATE

TUESDAY, AUGUST 13, 2013, SOMERSET COUNTY, NEW JERSEY
 BOROUGH OF BERNARDSVILLE

Special Primary Election for U.S. Senate	REPUBLICAN Column 1	PERSONAL CHOICE
United States Senator Unexpired Term Vote for One	Alieta ECK <small>Citizen Candidate - Real Hope</small> <input type="checkbox"/>	Write In <small>(Use keyboard below)</small> <input type="checkbox"/>
	Steven M. LONEGAN <input type="checkbox"/>	

Special Primary Election for U.S. Senate	DEMOCRATIC Column 2	PERSONAL CHOICE
United States Senator Unexpired Term Vote for One	Rush HOLT <small>Teacher, Scientist, Progressive</small> <input type="checkbox"/>	Write In <small>(Use keyboard below)</small> <input type="checkbox"/>
	Frank PALLONE, Jr. <small>Democrat for U.S. Senate</small> <input type="checkbox"/>	
	Cory BOOKER <small>Somerset County Democrats 2013</small> <input type="checkbox"/>	
	Sheila Y. OLIVER <input type="checkbox"/>	

INSTRUCTIONS FOR VOTING

- 1 Press the square to the right of the candidate of your choice. A green arrow will appear signifying your selection.
- 2 To change any selection, press the square again. The green arrow will disappear and you may make a new selection.
- 3 After you have completed all your selections, then press the cast vote button located in the lower right hand corner of the machine. This electronically records all of your votes.
- 4 Part the curtains and exit the voting booth.

WARNING that an improperly cast write-in vote will be void and not counted. When choosing a personal choice (write-in), whatever office you choose to put in a personal choice for, that is the only office to which the vote will be counted. Any improperly cast vote will not be counted. Please read the face of the ballot carefully before taking this option. Should you have any questions regarding the personal choice, please ask the district board worker before entering the voting booth.

PERSONAL CHOICE (WRITE-IN) INSTRUCTIONS

The following is a step-by-step procedure for casting a write-in vote.

- 1 UPON ENTERING THE VOTING BOOTH, LOCATE THE OFFICE YOU WISH TO VOTE FOR (OFFICES WILL BE LISTED TO THE LEFT OF THE BALLOT) AND FOLLOW THIS ROW ACROSS TO THE PERSONAL CHOICE COLUMN AND PRESS THE BUTTON.
 - 2 A GREEN ARROW — WILL BEGIN TO FLASH. (NOTE: THE "—" WILL CONTINUE TO FLASH UNTIL THE WRITE-IN IS COMPLETED).
 - 3 AT THE BOTTOM OF THE BALLOT IS THE MAROON WRITE-IN KEYPAD, WHICH IS APPROXIMATELY WAIST HIGH. TYPE IN THE FIRST NAME OF THE CANDIDATE FOR WHOM YOU WISH TO VOTE. USE THE ARROW KEY FOR THE SPACE. THEN TYPE IN THE LAST NAME. NOW PRESS "ENTER" WHICH IS LOCATED ON THE PAD.
- IF AN ERROR ON THE WRITE-IN IS MADE - BEFORE YOU PRESS "ENTER" ON THE WRITE-IN KEYPAD - PRESS THE ARROW KEY TO THE LEFT UNTIL THE ERROR IS CLEARED AND THEN RE-TYPE THE NAME. TO MAKE A SPACE, PRESS THE ARROW KEY TO THE RIGHT.


AFTER YOU HAVE COMPLETED VOTING THE ENTIRE BALLOT, PRESS THE ORANGE "CAST VOTE" BUTTON LOCATED ON YOUR LOWER RIGHT-HAND SIDE.

DO NOT PRESS THE CAST VOTE BUTTON UNTIL YOU ARE SURE YOU ARE FINISHED VOTING.

←	→	A	B	C	D	E	F	G	H	I	J	K	L	M	○	○
ENTER	N	O	P	Q	R	S	T	U	V	W	X	Y	Z	○	○	

WARNING:
 DO NOT
 PRESS THE
 "CAST VOTE"
 BUTTON
 UNTIL YOU
 HAVE MADE
 ALL DESIRED
 SELECTIONS.
 CAST VOTE
 BUTTON





Brett A. Radi
Brett A. Radi, County Clerk

OFFICIAL MACHINE BALLOT

SPECIAL PRIMARY ELECTION FOR U.S. SENATE

TUESDAY, AUGUST 13, 2013, SOMERSET COUNTY, NEW JERSEY
BOROUGH OF BOUND BROOK

Special Primary Election for U.S. Senate	REPUBLICAN Column 1	PERSONAL CHOICE
United States Senator Unexpired Term Vote for One	Alieta ECK <small>Citizen Candidate - Real Hope</small> <input type="checkbox"/>	Write In <small>(Use keyboard below)</small> <input type="checkbox"/>
	Steven M. LONEGAN <input type="checkbox"/>	

Special Primary Election for U.S. Senate	DEMOCRATIC Column 2	PERSONAL CHOICE
United States Senator Unexpired Term Vote for One	Rush HOLT <small>Teacher, Scientist, Progressive</small> <input type="checkbox"/>	Write In <small>(Use keyboard below)</small> <input type="checkbox"/>
	Frank PALLONE, Jr. <small>Democrat for U.S. Senate</small> <input type="checkbox"/>	
	Cory BOOKER <small>Somerset County Democrats 2013</small> <input type="checkbox"/>	
	Sheila Y. OLIVER <input type="checkbox"/>	

INSTRUCTIONS FOR VOTING

- 1 Press the square to the right of the candidate of your choice. A green arrow will appear signifying your selection.
- 2 To change any selection, press the square again. The green arrow will disappear and you may make a new selection.
- 3 After you have completed all your selections, then press the cast vote button located in the lower right hand corner of the machine. This electronically records all of your votes.
- 4 Part the curtains and exit the voting booth.

WARNING that an improperly cast write-in vote will be void and not counted. When choosing a personal choice (write-in), whatever office you choose to put in a personal choice for, that is the only office to which the vote will be counted. Any improperly cast vote will not be counted. Please read the face of the ballot carefully before taking this option. Should you have any questions regarding the personal choice, please ask the district board worker before entering the voting booth.

PERSONAL CHOICE (WRITE-IN) INSTRUCTIONS

The following is a step-by-step procedure for casting a write-in vote.

- 1 UPON ENTERING THE VOTING BOOTH, LOCATE THE OFFICE YOU WISH TO VOTE FOR (OFFICES WILL BE LISTED TO THE LEFT OF THE BALLOT) AND FOLLOW THIS ROW ACROSS TO THE PERSONAL CHOICE COLUMN AND PRESS THE BUTTON.
 - 2 A GREEN ARROW — WILL BEGIN TO FLASH. (NOTE: THE "—" WILL CONTINUE TO FLASH UNTIL THE WRITE-IN IS COMPLETED).
 - 3 AT THE BOTTOM OF THE BALLOT IS THE MAROON WRITE-IN KEYPAD, WHICH IS APPROXIMATELY WAIST HIGH. TYPE IN THE FIRST NAME OF THE CANDIDATE FOR WHOM YOU WISH TO VOTE. USE THE ARROW KEY FOR THE SPACE. THEN TYPE IN THE LAST NAME. NOW PRESS "ENTER" WHICH IS LOCATED ON THE PAD.
- IF AN ERROR ON THE WRITE-IN IS MADE - BEFORE YOU PRESS "ENTER" ON THE WRITE-IN KEYPAD - PRESS THE ARROW KEY TO THE LEFT UNTIL THE ERROR IS CLEARED AND THEN RE-TYPE THE NAME. TO MAKE A SPACE, PRESS THE ARROW KEY TO THE RIGHT.

AFTER YOU HAVE COMPLETED VOTING THE ENTIRE BALLOT, PRESS THE ORANGE "CAST VOTE" BUTTON LOCATED ON YOUR LOWER RIGHT-HAND SIDE.
 DO NOT PRESS THE CAST VOTE BUTTON UNTIL YOU ARE SURE YOU ARE FINISHED VOTING.

←	→	A	B	C	D	E	F	G	H	I	J	K	L	M	<input type="button" value="O"/>	<input type="button" value="Q"/>
ENTER		N	O	P	Q	R	S	T	U	V	W	X	Y	Z	<input type="button" value="O"/>	<input type="button" value="Q"/>

**WARNING:
 DO NOT
 PRESS THE
 "CAST VOTE"
 BUTTON
 UNTIL YOU
 HAVE MADE
 ALL DESIRED
 SELECTIONS.
 CAST VOTE
 BUTTON**





Brett A. Radi
Brett A. Radi, County Clerk

OFFICIAL MACHINE BALLOT

SPECIAL PRIMARY ELECTION FOR U.S. SENATE

TUESDAY, AUGUST 13, 2013, SOMERSET COUNTY, NEW JERSEY
 TOWNSHIP OF BRANCHBURG

Special Primary Election for U.S. Senate	REPUBLICAN Column 1	PERSONAL CHOICE
United States Senator Unexpired Term Vote for One	Alieta ECK <small>Citizen Candidate - Real Hope</small>	Write In <small>(Use keyboard below)</small>
	Steven M. LONEGAN	

Special Primary Election for U.S. Senate	DEMOCRATIC Column 2	PERSONAL CHOICE
United States Senator Unexpired Term Vote for One	Rush HOLT <small>Teacher, Scientist, Progressive</small>	Write In <small>(Use keyboard below)</small>
	Frank PALLONE, Jr. <small>Democrat for U.S. Senate</small>	
	Cory BOOKER <small>Somerset County Democrats 2013</small>	
	Sheila Y. OLIVER	

INSTRUCTIONS FOR VOTING

- Press the square to the right of the candidate of your choice. A green arrow will appear signifying your selection.
- To change any selection, press the square again. The green arrow will disappear and you may make a new selection.
- After you have completed all your selections, then press the cast vote button located in the lower right hand corner of the machine. This electronically records all of your votes.
- Part the curtains and exit the voting booth.

WARNING that an improperly cast write-in vote will be void and not counted. When choosing a personal choice (write-in), whatever office you choose to put in a personal choice for, that is the only office to which the vote will be counted. Any improperly cast vote will not be counted. Please read the face of the ballot carefully before taking this option. Should you have any questions regarding the personal choice, please ask the district board worker before entering the voting booth.


PERSONAL CHOICE (WRITE-IN) INSTRUCTIONS

- The following is a step-by-step procedure for casting a write-in vote.
- UPON ENTERING THE VOTING BOOTH, LOCATE THE OFFICE YOU WISH TO VOTE FOR (OFFICES WILL BE LISTED TO THE LEFT OF THE BALLOT) AND FOLLOW THIS ROW ACROSS TO THE PERSONAL CHOICE COLUMN AND PRESS THE BUTTON.
 - A GREEN ARROW ← WILL BEGIN TO FLASH. (NOTE: THE "←" WILL CONTINUE TO FLASH UNTIL THE WRITE-IN IS COMPLETED).
 - AT THE BOTTOM OF THE BALLOT IS THE MAROON WRITE-IN KEYPAD, WHICH IS APPROXIMATELY WAIST HIGH. TYPE IN THE FIRST NAME OF THE CANDIDATE FOR WHOM YOU WISH TO VOTE. USE THE ARROW KEY FOR THE SPACE. THEN TYPE IN THE LAST NAME. NOW PRESS "ENTER" WHICH IS LOCATED ON THE PAD.
- IF AN ERROR ON THE WRITE-IN IS MADE - BEFORE YOU PRESS "ENTER" ON THE WRITE-IN KEYPAD - PRESS THE ARROW KEY TO THE LEFT UNTIL THE ERROR IS CLEARED AND THEN RE-TYPE THE NAME. TO MAKE A SPACE, PRESS THE ARROW KEY TO THE RIGHT.
- AFTER YOU HAVE COMPLETED VOTING THE ENTIRE BALLOT, PRESS THE ORANGE "CAST VOTE" BUTTON LOCATED ON YOUR LOWER RIGHT-HAND SIDE.
- DO NOT PRESS THE CAST VOTE BUTTON UNTIL YOU ARE SURE YOU ARE FINISHED VOTING.

←	→	A	B	C	D	E	F	G	H	I	J	K	L	M	<input type="button" value="O"/>	<input type="button" value="Q"/>
ENTER		N	O	P	Q	R	S	T	U	V	W	X	Y	Z	<input type="button" value="O"/>	<input type="button" value="Q"/>

**WARNING:
DO NOT
PRESS THE
"CAST VOTE"
BUTTON
UNTIL YOU
HAVE MADE
ALL DESIRED
SELECTIONS.
CAST VOTE
BUTTON**





Brett A. Radi
 Brett A. Radi, County Clerk

OFFICIAL MACHINE BALLOT

SPECIAL PRIMARY ELECTION FOR U.S. SENATE

TUESDAY, AUGUST 13, 2013, SOMERSET COUNTY, NEW JERSEY
 TOWNSHIP OF BRIDGEWATER

Special Primary Election for U.S. Senate	REPUBLICAN Column 1	PERSONAL CHOICE
United States Senator Unexpired Term Vote for One	Alieta ECK <small>Citizen Candidate - Real Hope</small> <input type="checkbox"/>	Write In <small>(Use keyboard below)</small> <input type="checkbox"/>
	Steven M. LONEGAN <input type="checkbox"/>	

Special Primary Election for U.S. Senate	DEMOCRATIC Column 2	PERSONAL CHOICE
United States Senator Unexpired Term Vote for One	Rush HOLT <small>Teacher, Scientist, Progressive</small> <input type="checkbox"/>	Write In <small>(Use keyboard below)</small> <input type="checkbox"/>
	Frank PALLONE, Jr. <small>Democrat for U.S. Senate</small> <input type="checkbox"/>	
	Cory BOOKER <small>Somerset County Democrats 2013</small> <input type="checkbox"/>	
	Sheila Y. OLIVER <input type="checkbox"/>	

INSTRUCTIONS FOR VOTING

- 1 Press the square to the right of the candidate of your choice. A green arrow will appear signifying your selection.
- 2 To change any selection, press the square again. The green arrow will disappear and you may make a new selection.
- 3 After you have completed all your selections, then press the cast vote button located in the lower right hand corner of the machine. This electronically records all of your votes.
- 4 Part the curtains and exit the voting booth.

WARNING that an improperly cast write-in vote will be void and not counted. When choosing a personal choice (write-in), whatever office you choose to put in a personal choice for, that is the only office to which the vote will be counted. Any improperly cast vote will not be counted. Please read the face of the ballot carefully before taking this option. Should you have any questions regarding the personal choice, please ask the district board worker before entering the voting booth.

PERSONAL CHOICE (WRITE-IN) INSTRUCTIONS

The following is a step-by-step procedure for casting a write-in vote.

- 1 UPON ENTERING THE VOTING BOOTH, LOCATE THE OFFICE YOU WISH TO VOTE FOR (OFFICES WILL BE LISTED TO THE LEFT OF THE BALLOT) AND FOLLOW THIS ROW ACROSS TO THE PERSONAL CHOICE COLUMN AND PRESS THE BUTTON.
 - 2 A GREEN ARROW — WILL BEGIN TO FLASH. (NOTE: THE "—" WILL CONTINUE TO FLASH UNTIL THE WRITE-IN IS COMPLETED).
 - 3 AT THE BOTTOM OF THE BALLOT IS THE MAROON WRITE-IN KEYPAD, WHICH IS APPROXIMATELY WAIST HIGH. TYPE IN THE FIRST NAME OF THE CANDIDATE FOR WHOM YOU WISH TO VOTE. USE THE ARROW KEY FOR THE SPACE. THEN TYPE IN THE LAST NAME. NOW PRESS "ENTER" WHICH IS LOCATED ON THE PAD.
- IF AN ERROR ON THE WRITE-IN IS MADE - BEFORE YOU PRESS "ENTER" ON THE WRITE-IN KEYPAD - PRESS THE ARROW KEY TO THE LEFT UNTIL THE ERROR IS CLEARED AND THEN RE-TYPE THE NAME. TO MAKE A SPACE, PRESS THE ARROW KEY TO THE RIGHT.

AFTER YOU HAVE COMPLETED VOTING THE ENTIRE BALLOT, PRESS THE ORANGE "CAST VOTE" BUTTON LOCATED ON YOUR LOWER RIGHT-HAND SIDE.
 DO NOT PRESS THE CAST VOTE BUTTON UNTIL YOU ARE SURE YOU ARE FINISHED VOTING.

←	→	A	B	C	D	E	F	G	H	I	J	K	L	M	<input type="button" value="O"/>	<input type="button" value="Q"/>
ENTER		N	O	P	Q	R	S	T	U	V	W	X	Y	Z	<input type="button" value="O"/>	<input type="button" value="Q"/>

WARNING:
 DO NOT
 PRESS THE
 "CAST VOTE"
 BUTTON
 UNTIL YOU
 HAVE MADE
 ALL DESIRED
 SELECTIONS.
 CAST VOTE
 BUTTON





Brett A. Radi
Brett A. Radi, County Clerk

OFFICIAL MACHINE BALLOT

SPECIAL PRIMARY ELECTION FOR U.S. SENATE

TUESDAY, AUGUST 13, 2013, SOMERSET COUNTY, NEW JERSEY
 BOROUGH OF FAR HILLS

Special Primary Election for U.S. Senate	REPUBLICAN Column 1	PERSONAL CHOICE
United States Senator Unexpired Term Vote for One	Alieta ECK <small>Citizen Candidate - Real Hope</small>	Write In <small>(Use keyboard below)</small>
	Steven M. LONEGAN	

Special Primary Election for U.S. Senate	DEMOCRATIC Column 2	PERSONAL CHOICE
United States Senator Unexpired Term Vote for One	Rush HOLT <small>Teacher, Scientist, Progressive</small>	Write In <small>(Use keyboard below)</small>
	Frank PALLONE, Jr. <small>Democrat for U.S. Senate</small>	
	Cory BOOKER <small>Somerset County Democrats 2013</small>	
	Sheila Y. OLIVER	

INSTRUCTIONS FOR VOTING

- Press the square to the right of the candidate of your choice. A green arrow will appear signifying your selection.
- To change any selection, press the square again. The green arrow will disappear and you may make a new selection.
- After you have completed all your selections, then press the cast vote button located in the lower right hand corner of the machine. This electronically records all of your votes.
- Part the curtains and exit the voting booth.

WARNING that an improperly cast write-in vote will be void and not counted. When choosing a personal choice (write-in), whatever office you choose to put in a personal choice for, that is the only office to which the vote will be counted. Any improperly cast vote will not be counted. Please read the face of the ballot carefully before taking this option. Should you have any questions regarding the personal choice, please ask the district board worker before entering the voting booth.


PERSONAL CHOICE (WRITE-IN) INSTRUCTIONS

- The following is a step-by-step procedure for casting a write-in vote.
- UPON ENTERING THE VOTING BOOTH, LOCATE THE OFFICE YOU WISH TO VOTE FOR (OFFICES WILL BE LISTED TO THE LEFT OF THE BALLOT) AND FOLLOW THIS ROW ACROSS TO THE PERSONAL CHOICE COLUMN AND PRESS THE BUTTON.
 - A GREEN ARROW ← WILL BEGIN TO FLASH. (NOTE: THE "←" WILL CONTINUE TO FLASH UNTIL THE WRITE-IN IS COMPLETED).
 - AT THE BOTTOM OF THE BALLOT IS THE MAROON WRITE-IN KEYPAD, WHICH IS APPROXIMATELY WAIST HIGH. TYPE IN THE FIRST NAME OF THE CANDIDATE FOR WHOM YOU WISH TO VOTE. USE THE ARROW KEY FOR THE SPACE. THEN TYPE IN THE LAST NAME. NOW PRESS "ENTER" WHICH IS LOCATED ON THE PAD.
- IF AN ERROR ON THE WRITE-IN IS MADE - BEFORE YOU PRESS "ENTER" ON THE WRITE-IN KEYPAD - PRESS THE ARROW KEY TO THE LEFT UNTIL THE ERROR IS CLEARED AND THEN RE-TYPE THE NAME. TO MAKE A SPACE, PRESS THE ARROW KEY TO THE RIGHT.
- AFTER YOU HAVE COMPLETED VOTING THE ENTIRE BALLOT, PRESS THE ORANGE "CAST VOTE" BUTTON LOCATED ON YOUR LOWER RIGHT-HAND SIDE.
- DO NOT PRESS THE CAST VOTE BUTTON UNTIL YOU ARE SURE YOU ARE FINISHED VOTING.

←	→	A	B	C	D	E	F	G	H	I	J	K	L	M	<input type="button" value="O"/>	<input type="button" value="Q"/>
ENTER		N	O	P	Q	R	S	T	U	V	W	X	Y	Z	<input type="button" value="O"/>	<input type="button" value="O"/>

**WARNING:
DO NOT
PRESS THE
"CAST VOTE"
BUTTON
UNTIL YOU
HAVE MADE
ALL DESIRED
SELECTIONS.
CAST VOTE
BUTTON**





Brett A. Radi
Brett A. Radi, County Clerk

OFFICIAL MACHINE BALLOT

SPECIAL PRIMARY ELECTION FOR U.S. SENATE

TUESDAY, AUGUST 13, 2013, SOMERSET COUNTY, NEW JERSEY
TOWNSHIP OF FRANKLIN, 1ST WARD

Special Primary Election for U.S. Senate	REPUBLICAN Column 1	PERSONAL CHOICE
United States Senator Unexpired Term Vote for One	Alieta ECK <small>Citizen Candidate - Real Hope</small> <input type="checkbox"/>	Write In <small>(Use keyboard below)</small> <input type="checkbox"/>
	Steven M. LONEGAN <input type="checkbox"/>	

Special Primary Election for U.S. Senate	DEMOCRATIC Column 2	PERSONAL CHOICE
United States Senator Unexpired Term Vote for One	Rush HOLT <small>Teacher, Scientist, Progressive</small> <input type="checkbox"/>	Write In <small>(Use keyboard below)</small> <input type="checkbox"/>
	Frank PALLONE, Jr. <small>Democrat for U.S. Senate</small> <input type="checkbox"/>	
	Cory BOOKER <small>Somerset County Democrats 2013</small> <input type="checkbox"/>	
	Sheila Y. OLIVER <input type="checkbox"/>	

INSTRUCTIONS FOR VOTING

- 1 Press the square to the right of the candidate of your choice. A green arrow will appear signifying your selection.
- 2 To change any selection, press the square again. The green arrow will disappear and you may make a new selection.
- 3 After you have completed all your selections, then press the cast vote button located in the lower right hand corner of the machine. This electronically records all of your votes.
- 4 Part the curtains and exit the voting booth.

WARNING that an improperly cast write-in vote will be void and not counted. When choosing a personal choice (write-in), whatever office you choose to put in a personal choice for, that is the only office to which the vote will be counted. Any improperly cast vote will not be counted. Please read the face of the ballot carefully before taking this option. Should you have any questions regarding the personal choice, please ask the district board worker before entering the voting booth.

PERSONAL CHOICE (WRITE-IN) INSTRUCTIONS

The following is a step-by-step procedure for casting a write-in vote.

- 1 UPON ENTERING THE VOTING BOOTH, LOCATE THE OFFICE YOU WISH TO VOTE FOR (OFFICES WILL BE LISTED TO THE LEFT OF THE BALLOT) AND FOLLOW THIS ROW ACROSS TO THE PERSONAL CHOICE COLUMN AND PRESS THE BUTTON.
 - 2 A GREEN ARROW ← WILL BEGIN TO FLASH. (NOTE: THE "←" WILL CONTINUE TO FLASH UNTIL THE WRITE-IN IS COMPLETED).
 - 3 AT THE BOTTOM OF THE BALLOT IS THE MAROON WRITE-IN KEYPAD, WHICH IS APPROXIMATELY WAIST HIGH. TYPE IN THE FIRST NAME OF THE CANDIDATE FOR WHOM YOU WISH TO VOTE. USE THE ARROW KEY FOR THE SPACE. THEN TYPE IN THE LAST NAME. NOW PRESS "ENTER" WHICH IS LOCATED ON THE PAD.
- IF AN ERROR ON THE WRITE-IN IS MADE - BEFORE YOU PRESS "ENTER" ON THE WRITE-IN KEYPAD - PRESS THE ARROW KEY TO THE LEFT UNTIL THE ERROR IS CLEARED AND THEN RE-TYPE THE NAME. TO MAKE A SPACE, PRESS THE ARROW KEY TO THE RIGHT.

AFTER YOU HAVE COMPLETED VOTING THE ENTIRE BALLOT, PRESS THE ORANGE "CAST VOTE" BUTTON LOCATED ON YOUR LOWER RIGHT-HAND SIDE.

DO NOT PRESS THE CAST VOTE BUTTON UNTIL YOU ARE SURE YOU ARE FINISHED VOTING.

←		▶	A	B	C	D	E	F	G	H	I	J	K	L	M	<input type="button" value="O"/>	<input type="button" value="Q"/>
ENTER	N	O	P	Q	R	S	T	U	V	W	X	Y	Z	<input type="button" value="O"/>	<input type="button" value="O"/>		

**WARNING:
DO NOT
PRESS THE
"CAST VOTE"
BUTTON
UNTIL YOU
HAVE MADE
ALL DESIRED
SELECTIONS.
CAST VOTE
BUTTON**





Brett A. Radi
Brett A. Radi, County Clerk

OFFICIAL MACHINE BALLOT

SPECIAL PRIMARY ELECTION FOR U.S. SENATE

TUESDAY, AUGUST 13, 2013, SOMERSET COUNTY, NEW JERSEY
TOWNSHIP OF GREEN BROOK

Special Primary Election for U.S. Senate	REPUBLICAN Column 1	PERSONAL CHOICE
United States Senator Unexpired Term Vote for One	Alieta ECK <small>Citizen Candidate - Real Hope</small> <input type="checkbox"/>	Write In <small>(Use keyboard below)</small> <input type="checkbox"/>
	Steven M. LONEGAN <input type="checkbox"/>	

Special Primary Election for U.S. Senate	DEMOCRATIC Column 2	PERSONAL CHOICE
United States Senator Unexpired Term Vote for One	Rush HOLT <small>Teacher, Scientist, Progressive</small> <input type="checkbox"/>	Write In <small>(Use keyboard below)</small> <input type="checkbox"/>
	Frank PALLONE, Jr. <small>Democrat for U.S. Senate</small> <input type="checkbox"/>	
	Cory BOOKER <small>Somerset County Democrats 2013</small> <input type="checkbox"/>	
	Sheila Y. OLIVER <input type="checkbox"/>	

INSTRUCTIONS FOR VOTING

- 1 Press the square to the right of the candidate of your choice. A green arrow will appear signifying your selection.
- 2 To change any selection, press the square again. The green arrow will disappear and you may make a new selection.
- 3 After you have completed all your selections, then press the cast vote button located in the lower right hand corner of the machine. This electronically records all of your votes.
- 4 Part the curtains and exit the voting booth.

WARNING that an improperly cast write-in vote will be void and not counted. When choosing a personal choice (write-in), whatever office you choose to put in a personal choice for, that is the only office to which the vote will be counted. Any improperly cast vote will not be counted. Please read the face of the ballot carefully before taking this option. Should you have any questions regarding the personal choice, please ask the district board worker before entering the voting booth.

PERSONAL CHOICE (WRITE-IN) INSTRUCTIONS

The following is a step-by-step procedure for casting a write-in vote.

- 1 UPON ENTERING THE VOTING BOOTH, LOCATE THE OFFICE YOU WISH TO VOTE FOR (OFFICES WILL BE LISTED TO THE LEFT OF THE BALLOT) AND FOLLOW THIS ROW ACROSS TO THE PERSONAL CHOICE COLUMN AND PRESS THE BUTTON.
 - 2 A GREEN ARROW — WILL BEGIN TO FLASH. (NOTE: THE "—" WILL CONTINUE TO FLASH UNTIL THE WRITE-IN IS COMPLETED).
 - 3 AT THE BOTTOM OF THE BALLOT IS THE MAROON WRITE-IN KEYPAD, WHICH IS APPROXIMATELY WAIST HIGH. TYPE IN THE FIRST NAME OF THE CANDIDATE FOR WHOM YOU WISH TO VOTE. USE THE ARROW KEY FOR THE SPACE. THEN TYPE IN THE LAST NAME. NOW PRESS "ENTER" WHICH IS LOCATED ON THE PAD.
- IF AN ERROR ON THE WRITE-IN IS MADE - BEFORE YOU PRESS "ENTER" ON THE WRITE-IN KEYPAD - PRESS THE ARROW KEY TO THE LEFT UNTIL THE ERROR IS CLEARED AND THEN RE-TYPE THE NAME. TO MAKE A SPACE, PRESS THE ARROW KEY TO THE RIGHT.


AFTER YOU HAVE COMPLETED VOTING THE ENTIRE BALLOT, PRESS THE ORANGE "CAST VOTE" BUTTON LOCATED ON YOUR LOWER RIGHT-HAND SIDE.

DO NOT PRESS THE CAST VOTE BUTTON UNTIL YOU ARE SURE YOU ARE FINISHED VOTING.

←		▶	A	B	C	D	E	F	G	H	I	J	K	L	M	<input type="button" value="O"/>	<input type="button" value="Q"/>
ENTER	N	O	P	Q	R	S	T	U	V	W	X	Y	Z	<input type="button" value="O"/>	<input type="button" value="O"/>		

**WARNING:
DO NOT
PRESS THE
"CAST VOTE"
BUTTON
UNTIL YOU
HAVE MADE
ALL DESIRED
SELECTIONS.
CAST VOTE
BUTTON**





Brett A. Radi
 Brett A. Radi, County Clerk

OFFICIAL MACHINE BALLOT

SPECIAL PRIMARY ELECTION FOR U.S. SENATE

TUESDAY, AUGUST 13, 2013, SOMERSET COUNTY, NEW JERSEY
 TOWNSHIP OF HILLSBOROUGH

Special Primary Election for U.S. Senate	REPUBLICAN Column 1	PERSONAL CHOICE
United States Senator Unexpired Term Vote for One	Alieta ECK <small>Citizen Candidate - Real Hope</small> <input type="checkbox"/>	Write In <small>(Use keyboard below)</small> <input type="checkbox"/>
	Steven M. LONEGAN <input type="checkbox"/>	

Special Primary Election for U.S. Senate	DEMOCRATIC Column 2	PERSONAL CHOICE
United States Senator Unexpired Term Vote for One	Rush HOLT <small>Teacher, Scientist, Progressive</small> <input type="checkbox"/>	Write In <small>(Use keyboard below)</small> <input type="checkbox"/>
	Frank PALLONE, Jr. <small>Democrat for U.S. Senate</small> <input type="checkbox"/>	
	Cory BOOKER <small>Somerset County Democrats 2013</small> <input type="checkbox"/>	
	Sheila Y. OLIVER <input type="checkbox"/>	

INSTRUCTIONS FOR VOTING

- Press the square to the right of the candidate of your choice. A green arrow will appear signifying your selection.
- To change any selection, press the square again. The green arrow will disappear and you may make a new selection.
- After you have completed all your selections, then press the cast vote button located in the lower right hand corner of the machine. This electronically records all of your votes.
- Part the curtains and exit the voting booth.

WARNING that an improperly cast write-in vote will be void and not counted. When choosing a personal choice (write-in), whatever office you choose to put in a personal choice for, that is the only office to which the vote will be counted. Any improperly cast vote will not be counted. Please read the face of the ballot carefully before taking this option. Should you have any questions regarding the personal choice, please ask the district board worker before entering the voting booth.

PERSONAL CHOICE (WRITE-IN) INSTRUCTIONS

The following is a step-by-step procedure for casting a write-in vote.

- UPON ENTERING THE VOTING BOOTH, LOCATE THE OFFICE YOU WISH TO VOTE FOR (OFFICES WILL BE LISTED TO THE LEFT OF THE BALLOT) AND FOLLOW THIS ROW ACROSS TO THE PERSONAL CHOICE COLUMN AND PRESS THE BUTTON.
- A GREEN ARROW — WILL BEGIN TO FLASH. (NOTE: THE "—" WILL CONTINUE TO FLASH UNTIL THE WRITE-IN IS COMPLETED).
- AT THE BOTTOM OF THE BALLOT IS THE MAROON WRITE-IN KEYPAD, WHICH IS APPROXIMATELY WAIST HIGH. TYPE IN THE FIRST NAME OF THE CANDIDATE FOR WHOM YOU WISH TO VOTE. USE THE ARROW KEY FOR THE SPACE. THEN TYPE IN THE LAST NAME. NOW PRESS "ENTER" WHICH IS LOCATED ON THE PAD.

IF AN ERROR ON THE WRITE-IN IS MADE - BEFORE YOU PRESS "ENTER" ON THE WRITE-IN KEYPAD - PRESS THE ARROW KEY TO THE LEFT UNTIL THE ERROR IS CLEARED AND THEN RE-TYPE THE NAME. TO MAKE A SPACE, PRESS THE ARROW KEY TO THE RIGHT.

AFTER YOU HAVE COMPLETED VOTING THE ENTIRE BALLOT, PRESS THE ORANGE "CAST VOTE" BUTTON LOCATED ON YOUR LOWER RIGHT-HAND SIDE.

DO NOT PRESS THE CAST VOTE BUTTON UNTIL YOU ARE SURE YOU ARE FINISHED VOTING.

←	→	A	B	C	D	E	F	G	H	I	J	K	L	M	<input type="button" value="O"/>	<input type="button" value="Q"/>
ENTER		N	O	P	Q	R	S	T	U	V	W	X	Y	Z	<input type="button" value="O"/>	<input type="button" value="Q"/>

WARNING:
 DO NOT
 PRESS THE
 "CAST VOTE"
 BUTTON
 UNTIL YOU
 HAVE MADE
 ALL DESIRED
 SELECTIONS.
 CAST VOTE
 BUTTON





Brett A. Radi
Brett A. Radi, County Clerk

OFFICIAL MACHINE BALLOT

SPECIAL PRIMARY ELECTION FOR U.S. SENATE

TUESDAY, AUGUST 13, 2013, SOMERSET COUNTY, NEW JERSEY
 BOROUGH OF MANVILLE

Special Primary Election for U.S. Senate	REPUBLICAN Column 1	PERSONAL CHOICE
United States Senator Unexpired Term Vote for One	Alieta ECK <small>Citizen Candidate - Real Hope</small>	Write In <small>(Use keyboard below)</small>
	Steven M. LONEGAN	

Special Primary Election for U.S. Senate	DEMOCRATIC Column 2	PERSONAL CHOICE
United States Senator Unexpired Term Vote for One	Rush HOLT <small>Teacher, Scientist, Progressive</small>	Write In <small>(Use keyboard below)</small>
	Frank PALLONE, Jr. <small>Democrat for U.S. Senate</small>	
	Cory BOOKER <small>Somerset County Democrats 2013</small>	
	Sheila Y. OLIVER	

INSTRUCTIONS FOR VOTING

- Press the square to the right of the candidate of your choice. A green arrow will appear signifying your selection.
- To change any selection, press the square again. The green arrow will disappear and you may make a new selection.
- After you have completed all your selections, then press the cast vote button located in the lower right hand corner of the machine. This electronically records all of your votes.
- Part the curtains and exit the voting booth.

WARNING that an improperly cast write-in vote will be void and not counted. When choosing a personal choice (write-in), whatever office you choose to put in a personal choice for, that is the only office to which the vote will be counted. Any improperly cast vote will not be counted. Please read the face of the ballot carefully before taking this option. Should you have any questions regarding the personal choice, please ask the district board worker before entering the voting booth.


PERSONAL CHOICE (WRITE-IN) INSTRUCTIONS

- The following is a step-by-step procedure for casting a write-in vote.
- UPON ENTERING THE VOTING BOOTH, LOCATE THE OFFICE YOU WISH TO VOTE FOR (OFFICES WILL BE LISTED TO THE LEFT OF THE BALLOT) AND FOLLOW THIS ROW ACROSS TO THE PERSONAL CHOICE COLUMN AND PRESS THE BUTTON.
 - A GREEN ARROW ← WILL BEGIN TO FLASH. (NOTE: THE "←" WILL CONTINUE TO FLASH UNTIL THE WRITE-IN IS COMPLETED).
 - AT THE BOTTOM OF THE BALLOT IS THE MAROON WRITE-IN KEYPAD, WHICH IS APPROXIMATELY WAIST HIGH. TYPE IN THE FIRST NAME OF THE CANDIDATE FOR WHOM YOU WISH TO VOTE. USE THE ARROW KEY FOR THE SPACE. THEN TYPE IN THE LAST NAME. NOW PRESS "ENTER" WHICH IS LOCATED ON THE PAD.
- IF AN ERROR ON THE WRITE-IN IS MADE - BEFORE YOU PRESS "ENTER" ON THE WRITE-IN KEYPAD - PRESS THE ARROW KEY TO THE LEFT UNTIL THE ERROR IS CLEARED AND THEN RE-TYPE THE NAME. TO MAKE A SPACE, PRESS THE ARROW KEY TO THE RIGHT.
- AFTER YOU HAVE COMPLETED VOTING THE ENTIRE BALLOT, PRESS THE ORANGE "CAST VOTE" BUTTON LOCATED ON YOUR LOWER RIGHT-HAND SIDE.
- DO NOT PRESS THE CAST VOTE BUTTON UNTIL YOU ARE SURE YOU ARE FINISHED VOTING.

←	→	A	B	C	D	E	F	G	H	I	J	K	L	M	<input type="button" value="O"/>	<input type="button" value="Q"/>
ENTER		N	O	P	Q	R	S	T	U	V	W	X	Y	Z	<input type="button" value="O"/>	<input type="button" value="Q"/>

**WARNING:
DO NOT
PRESS THE
"CAST VOTE"
BUTTON
UNTIL YOU
HAVE MADE
ALL DESIRED
SELECTIONS.
CAST VOTE
BUTTON**





Brett A. Radi
Brett A. Radi, County Clerk

OFFICIAL MACHINE BALLOT

SPECIAL PRIMARY ELECTION FOR U.S. SENATE

TUESDAY, AUGUST 13, 2013, SOMERSET COUNTY, NEW JERSEY
BOROUGH OF MILLSTONE

Special Primary Election for U.S. Senate	REPUBLICAN Column 1	PERSONAL CHOICE
United States Senator Unexpired Term Vote for One	Alieta ECK <small>Citizen Candidate - Real Hope</small> <input type="checkbox"/>	Write In <small>(Use keyboard below)</small> <input type="checkbox"/>
	Steven M. LONEGAN <input type="checkbox"/>	

Special Primary Election for U.S. Senate	DEMOCRATIC Column 2	PERSONAL CHOICE
United States Senator Unexpired Term Vote for One	Rush HOLT <small>Teacher, Scientist, Progressive</small> <input type="checkbox"/>	Write In <small>(Use keyboard below)</small> <input type="checkbox"/>
	Frank PALLONE, Jr. <small>Democrat for U.S. Senate</small> <input type="checkbox"/>	
	Cory BOOKER <small>Somerset County Democrats 2013</small> <input type="checkbox"/>	
	Sheila Y. OLIVER <input type="checkbox"/>	

INSTRUCTIONS FOR VOTING

- Press the square to the right of the candidate of your choice. A green arrow will appear signifying your selection.
- To change any selection, press the square again. The green arrow will disappear and you may make a new selection.
- After you have completed all your selections, then press the cast vote button located in the lower right hand corner of the machine. This electronically records all of your votes.
- Part the curtains and exit the voting booth.

WARNING that an improperly cast write-in vote will be void and not counted. When choosing a personal choice (write-in), whatever office you choose to put in a personal choice for, that is the only office to which the vote will be counted. Any improperly cast vote will not be counted. Please read the face of the ballot carefully before taking this option. Should you have any questions regarding the personal choice, please ask the district board worker before entering the voting booth.

PERSONAL CHOICE (WRITE-IN) INSTRUCTIONS

The following is a step-by-step procedure for casting a write-in vote.

- UPON ENTERING THE VOTING BOOTH, LOCATE THE OFFICE YOU WISH TO VOTE FOR (OFFICES WILL BE LISTED TO THE LEFT OF THE BALLOT) AND FOLLOW THIS ROW ACROSS TO THE PERSONAL CHOICE COLUMN AND PRESS THE BUTTON.
- A GREEN ARROW — WILL BEGIN TO FLASH. (NOTE: THE "—" WILL CONTINUE TO FLASH UNTIL THE WRITE-IN IS COMPLETED).
- AT THE BOTTOM OF THE BALLOT IS THE MAROON WRITE-IN KEYPAD, WHICH IS APPROXIMATELY WAIST HIGH. TYPE IN THE FIRST NAME OF THE CANDIDATE FOR WHOM YOU WISH TO VOTE. USE THE ARROW KEY FOR THE SPACE. THEN TYPE IN THE LAST NAME. NOW PRESS "ENTER" WHICH IS LOCATED ON THE PAD.

IF AN ERROR ON THE WRITE-IN IS MADE - BEFORE YOU PRESS "ENTER" ON THE WRITE-IN KEYPAD - PRESS THE ARROW KEY TO THE LEFT UNTIL THE ERROR IS CLEARED AND THEN RE-TYPE THE NAME. TO MAKE A SPACE, PRESS THE ARROW KEY TO THE RIGHT.

AFTER YOU HAVE COMPLETED VOTING THE ENTIRE BALLOT, PRESS THE ORANGE "CAST VOTE" BUTTON LOCATED ON YOUR LOWER RIGHT-HAND SIDE.

DO NOT PRESS THE CAST VOTE BUTTON UNTIL YOU ARE SURE YOU ARE FINISHED VOTING.

←		▶	A	B	C	D	E	F	G	H	I	J	K	L	M	<input type="button" value="O"/>	<input type="button" value="Q"/>
ENTER	N	O	P	Q	R	S	T	U	V	W	X	Y	Z	<input type="button" value="O"/>	<input type="button" value="O"/>		

**WARNING:
DO NOT
PRESS THE
"CAST VOTE"
BUTTON
UNTIL YOU
HAVE MADE
ALL DESIRED
SELECTIONS.
CAST VOTE
BUTTON**





Brett A. Radi
Brett A. Radi, County Clerk

OFFICIAL MACHINE BALLOT

SPECIAL PRIMARY ELECTION FOR U.S. SENATE

TUESDAY, AUGUST 13, 2013, SOMERSET COUNTY, NEW JERSEY
TOWNSHIP OF MONTGOMERY

Special Primary Election for U.S. Senate	REPUBLICAN Column 1	PERSONAL CHOICE
United States Senator Unexpired Term Vote for One	Alieta ECK <small>Citizen Candidate - Real Hope</small> <input type="checkbox"/>	Write In <small>(Use keyboard below)</small> <input type="checkbox"/>
	Steven M. LONEGAN <input type="checkbox"/>	

Special Primary Election for U.S. Senate	DEMOCRATIC Column 2	PERSONAL CHOICE
United States Senator Unexpired Term Vote for One	Rush HOLT <small>Teacher, Scientist, Progressive</small> <input type="checkbox"/>	Write In <small>(Use keyboard below)</small> <input type="checkbox"/>
	Frank PALLONE, Jr. <small>Democrat for U.S. Senate</small> <input type="checkbox"/>	
	Cory BOOKER <small>Somerset County Democrats 2013</small> <input type="checkbox"/>	
	Sheila Y. OLIVER <input type="checkbox"/>	

INSTRUCTIONS FOR VOTING

- Press the square to the right of the candidate of your choice. A green arrow will appear signifying your selection.
- To change any selection, press the square again. The green arrow will disappear and you may make a new selection.
- After you have completed all your selections, then press the cast vote button located in the lower right hand corner of the machine. This electronically records all of your votes.
- Part the curtains and exit the voting booth.

WARNING that an improperly cast write-in vote will be void and not counted. When choosing a personal choice (write-in), whatever office you choose to put in a personal choice for, that is the only office to which the vote will be counted. Any improperly cast vote will not be counted. Please read the face of the ballot carefully before taking this option. Should you have any questions regarding the personal choice, please ask the district board worker before entering the voting booth.

PERSONAL CHOICE (WRITE-IN) INSTRUCTIONS

The following is a step-by-step procedure for casting a write-in vote.

- UPON ENTERING THE VOTING BOOTH, LOCATE THE OFFICE YOU WISH TO VOTE FOR (OFFICES WILL BE LISTED TO THE LEFT OF THE BALLOT) AND FOLLOW THIS ROW ACROSS TO THE PERSONAL CHOICE COLUMN AND PRESS THE BUTTON.
- A GREEN ARROW — WILL BEGIN TO FLASH. (NOTE: THE "—" WILL CONTINUE TO FLASH UNTIL THE WRITE-IN IS COMPLETED).
- AT THE BOTTOM OF THE BALLOT IS THE MAROON WRITE-IN KEYPAD, WHICH IS APPROXIMATELY WAIST HIGH. TYPE IN THE FIRST NAME OF THE CANDIDATE FOR WHOM YOU WISH TO VOTE. USE THE ARROW KEY FOR THE SPACE. THEN TYPE IN THE LAST NAME. NOW PRESS "ENTER" WHICH IS LOCATED ON THE PAD.

IF AN ERROR ON THE WRITE-IN IS MADE - BEFORE YOU PRESS "ENTER" ON THE WRITE-IN KEYPAD - PRESS THE ARROW KEY TO THE LEFT UNTIL THE ERROR IS CLEARED AND THEN RE-TYPE THE NAME. TO MAKE A SPACE, PRESS THE ARROW KEY TO THE RIGHT.


AFTER YOU HAVE COMPLETED VOTING THE ENTIRE BALLOT, PRESS THE ORANGE "CAST VOTE" BUTTON LOCATED ON YOUR LOWER RIGHT-HAND SIDE.

DO NOT PRESS THE CAST VOTE BUTTON UNTIL YOU ARE SURE YOU ARE FINISHED VOTING.

←	→	A	B	C	D	E	F	G	H	I	J	K	L	M	○	○
ENTER	N	O	P	Q	R	S	T	U	V	W	X	Y	Z	○	○	

**WARNING:
DO NOT
PRESS THE
"CAST VOTE"
BUTTON
UNTIL YOU
HAVE MADE
ALL DESIRED
SELECTIONS.
CAST VOTE
BUTTON**





Brett A. Radi
Brett A. Radi, County Clerk

OFFICIAL MACHINE BALLOT

SPECIAL PRIMARY ELECTION FOR U.S. SENATE

TUESDAY, AUGUST 13, 2013, SOMERSET COUNTY, NEW JERSEY
BOROUGH OF NORTH PLAINFIELD

Special Primary Election for U.S. Senate	REPUBLICAN Column 1	PERSONAL CHOICE
United States Senator Unexpired Term Vote for One	Alieta ECK <small>Citizen Candidate - Real Hope</small> <input type="checkbox"/>	Write In <small>(Use keyboard below)</small> <input type="checkbox"/>
	Steven M. LONEGAN <input type="checkbox"/>	

Special Primary Election for U.S. Senate	DEMOCRATIC Column 2	PERSONAL CHOICE
United States Senator Unexpired Term Vote for One	Rush HOLT <small>Teacher, Scientist, Progressive</small> <input type="checkbox"/>	Write In <small>(Use keyboard below)</small> <input type="checkbox"/>
	Frank PALLONE, Jr. <small>Democrat for U.S. Senate</small> <input type="checkbox"/>	
	Cory BOOKER <small>Somerset County Democrats 2013</small> <input type="checkbox"/>	
	Sheila Y. OLIVER <input type="checkbox"/>	

INSTRUCTIONS FOR VOTING

- Press the square to the right of the candidate of your choice. A green arrow will appear signifying your selection.
- To change any selection, press the square again. The green arrow will disappear and you may make a new selection.
- After you have completed all your selections, then press the cast vote button located in the lower right hand corner of the machine. This electronically records all of your votes.
- Part the curtains and exit the voting booth.

WARNING that an improperly cast write-in vote will be void and not counted. When choosing a personal choice (write-in), whatever office you choose to put in a personal choice for, that is the only office to which the vote will be counted. Any improperly cast vote will not be counted. Please read the face of the ballot carefully before taking this option. Should you have any questions regarding the personal choice, please ask the district board worker before entering the voting booth.

PERSONAL CHOICE (WRITE-IN) INSTRUCTIONS

The following is a step-by-step procedure for casting a write-in vote.

- UPON ENTERING THE VOTING BOOTH, LOCATE THE OFFICE YOU WISH TO VOTE FOR (OFFICES WILL BE LISTED TO THE LEFT OF THE BALLOT) AND FOLLOW THIS ROW ACROSS TO THE PERSONAL CHOICE COLUMN AND PRESS THE BUTTON.
- A GREEN ARROW ← WILL BEGIN TO FLASH. (NOTE: THE "←" WILL CONTINUE TO FLASH UNTIL THE WRITE-IN IS COMPLETED).
- AT THE BOTTOM OF THE BALLOT IS THE MAROON WRITE-IN KEYPAD, WHICH IS APPROXIMATELY WAIST HIGH. TYPE IN THE FIRST NAME OF THE CANDIDATE FOR WHOM YOU WISH TO VOTE. USE THE ARROW KEY FOR THE SPACE. THEN TYPE IN THE LAST NAME. NOW PRESS "ENTER" WHICH IS LOCATED ON THE PAD.

IF AN ERROR ON THE WRITE-IN IS MADE - BEFORE YOU PRESS "ENTER" ON THE WRITE-IN KEYPAD - PRESS THE ARROW KEY TO THE LEFT UNTIL THE ERROR IS CLEARED AND THEN RE-TYPE THE NAME. TO MAKE A SPACE, PRESS THE ARROW KEY TO THE RIGHT.

AFTER YOU HAVE COMPLETED VOTING THE ENTIRE BALLOT, PRESS THE ORANGE "CAST VOTE" BUTTON LOCATED ON YOUR LOWER RIGHT-HAND SIDE.

DO NOT PRESS THE CAST VOTE BUTTON UNTIL YOU ARE SURE YOU ARE FINISHED VOTING.

←	→	A	B	C	D	E	F	G	H	I	J	K	L	M	<input type="button" value="O"/>	<input type="button" value="Q"/>
ENTER		N	O	P	Q	R	S	T	U	V	W	X	Y	Z	<input type="button" value="O"/>	<input type="button" value="Q"/>

**WARNING:
DO NOT
PRESS THE
"CAST VOTE"
BUTTON
UNTIL YOU
HAVE MADE
ALL DESIRED
SELECTIONS.
CAST VOTE
BUTTON**





Brett A. Radi
Brett A. Radi, County Clerk

OFFICIAL MACHINE BALLOT

SPECIAL PRIMARY ELECTION FOR U.S. SENATE

TUESDAY, AUGUST 13, 2013, SOMERSET COUNTY, NEW JERSEY
BOROUGH OF PEAPACK GLADSTONE

Special Primary Election for U.S. Senate	REPUBLICAN Column 1	PERSONAL CHOICE
United States Senator Unexpired Term Vote for One	Alieta ECK <small>Citizen Candidate - Real Hope</small> <input type="checkbox"/>	Write In <small>(Use keyboard below)</small> <input type="checkbox"/>
	Steven M. LONEGAN <input type="checkbox"/>	

Special Primary Election for U.S. Senate	DEMOCRATIC Column 2	PERSONAL CHOICE
United States Senator Unexpired Term Vote for One	Rush HOLT <small>Teacher, Scientist, Progressive</small> <input type="checkbox"/>	Write In <small>(Use keyboard below)</small> <input type="checkbox"/>
	Frank PALLONE, Jr. <small>Democrat for U.S. Senate</small> <input type="checkbox"/>	
	Cory BOOKER <small>Somerset County Democrats 2013</small> <input type="checkbox"/>	
	Sheila Y. OLIVER <input type="checkbox"/>	

INSTRUCTIONS FOR VOTING

- 1 Press the square to the right of the candidate of your choice. A green arrow will appear signifying your selection.
- 2 To change any selection, press the square again. The green arrow will disappear and you may make a new selection.
- 3 After you have completed all your selections, then press the cast vote button located in the lower right hand corner of the machine. This electronically records all of your votes.
- 4 Part the curtains and exit the voting booth.

WARNING that an improperly cast write-in vote will be void and not counted. When choosing a personal choice (write-in), whatever office you choose to put in a personal choice for, that is the only office to which the vote will be counted. Any improperly cast vote will not be counted. Please read the face of the ballot carefully before taking this option. Should you have any questions regarding the personal choice, please ask the district board worker before entering the voting booth.

PERSONAL CHOICE (WRITE-IN) INSTRUCTIONS

The following is a step-by-step procedure for casting a write-in vote.


- 1 UPON ENTERING THE VOTING BOOTH, LOCATE THE OFFICE YOU WISH TO VOTE FOR (OFFICES WILL BE LISTED TO THE LEFT OF THE BALLOT) AND FOLLOW THIS ROW ACROSS TO THE PERSONAL CHOICE COLUMN AND PRESS THE BUTTON.
 - 2 A GREEN ARROW — WILL BEGIN TO FLASH. (NOTE: THE "—" WILL CONTINUE TO FLASH UNTIL THE WRITE-IN IS COMPLETED).
 - 3 AT THE BOTTOM OF THE BALLOT IS THE MAROON WRITE-IN KEYPAD, WHICH IS APPROXIMATELY WAIST HIGH. TYPE IN THE FIRST NAME OF THE CANDIDATE FOR WHOM YOU WISH TO VOTE. USE THE ARROW KEY FOR THE SPACE. THEN TYPE IN THE LAST NAME. NOW PRESS "ENTER" WHICH IS LOCATED ON THE PAD.
- IF AN ERROR ON THE WRITE-IN IS MADE - BEFORE YOU PRESS "ENTER" ON THE WRITE-IN KEYPAD - PRESS THE ARROW KEY TO THE LEFT UNTIL THE ERROR IS CLEARED AND THEN RE-TYPE THE NAME. TO MAKE A SPACE, PRESS THE ARROW KEY TO THE RIGHT.

AFTER YOU HAVE COMPLETED VOTING THE ENTIRE BALLOT, PRESS THE ORANGE "CAST VOTE" BUTTON LOCATED ON YOUR LOWER RIGHT-HAND SIDE.
 DO NOT PRESS THE CAST VOTE BUTTON UNTIL YOU ARE SURE YOU ARE FINISHED VOTING.

←	→	A	B	C	D	E	F	G	H	I	J	K	L	M	<input type="button" value="O"/>	<input type="button" value="Q"/>
ENTER		N	O	P	Q	R	S	T	U	V	W	X	Y	Z	<input type="button" value="O"/>	<input type="button" value="Q"/>

**WARNING:
 DO NOT
 PRESS THE
 "CAST VOTE"
 BUTTON
 UNTIL YOU
 HAVE MADE
 ALL DESIRED
 SELECTIONS.
 CAST VOTE
 BUTTON**





Brett A. Radi
Brett A. Radi, County Clerk

OFFICIAL MACHINE BALLOT

SPECIAL PRIMARY ELECTION FOR U.S. SENATE

TUESDAY, AUGUST 13, 2013, SOMERSET COUNTY, NEW JERSEY
BOROUGH OF RARITAN

Special Primary Election for U.S. Senate	REPUBLICAN Column 1	PERSONAL CHOICE
United States Senator Unexpired Term Vote for One	Alieta ECK <small>Citizen Candidate - Real Hope</small> <input type="checkbox"/>	Write In <small>(Use keyboard below)</small> <input type="checkbox"/>
	Steven M. LONEGAN <input type="checkbox"/>	

Special Primary Election for U.S. Senate	DEMOCRATIC Column 2	PERSONAL CHOICE
United States Senator Unexpired Term Vote for One	Rush HOLT <small>Teacher, Scientist, Progressive</small> <input type="checkbox"/>	Write In <small>(Use keyboard below)</small> <input type="checkbox"/>
	Frank PALLONE, Jr. <small>Democrat for U.S. Senate</small> <input type="checkbox"/>	
	Cory BOOKER <small>Somerset County Democrats 2013</small> <input type="checkbox"/>	
	Sheila Y. OLIVER <input type="checkbox"/>	

INSTRUCTIONS FOR VOTING

- 1 Press the square to the right of the candidate of your choice. A green arrow will appear signifying your selection.
- 2 To change any selection, press the square again. The green arrow will disappear and you may make a new selection.
- 3 After you have completed all your selections, then press the cast vote button located in the lower right hand corner of the machine. This electronically records all of your votes.
- 4 Part the curtains and exit the voting booth.

WARNING that an improperly cast write-in vote will be void and not counted. When choosing a personal choice (write-in), whatever office you choose to put in a personal choice for, that is the only office to which the vote will be counted. Any improperly cast vote will not be counted. Please read the face of the ballot carefully before taking this option. Should you have any questions regarding the personal choice, please ask the district board worker before entering the voting booth.

PERSONAL CHOICE (WRITE-IN) INSTRUCTIONS

The following is a step-by-step procedure for casting a write-in vote.

- 1 UPON ENTERING THE VOTING BOOTH, LOCATE THE OFFICE YOU WISH TO VOTE FOR (OFFICES WILL BE LISTED TO THE LEFT OF THE BALLOT) AND FOLLOW THIS ROW ACROSS TO THE PERSONAL CHOICE COLUMN AND PRESS THE BUTTON.
 - 2 A GREEN ARROW — WILL BEGIN TO FLASH. (NOTE: THE "—" WILL CONTINUE TO FLASH UNTIL THE WRITE-IN IS COMPLETED).
 - 3 AT THE BOTTOM OF THE BALLOT IS THE MAROON WRITE-IN KEYPAD, WHICH IS APPROXIMATELY WAIST HIGH. TYPE IN THE FIRST NAME OF THE CANDIDATE FOR WHOM YOU WISH TO VOTE. USE THE ARROW KEY FOR THE SPACE. THEN TYPE IN THE LAST NAME. NOW PRESS "ENTER" WHICH IS LOCATED ON THE PAD.
- IF AN ERROR ON THE WRITE-IN IS MADE - BEFORE YOU PRESS "ENTER" ON THE WRITE-IN KEYPAD - PRESS THE ARROW KEY TO THE LEFT UNTIL THE ERROR IS CLEARED AND THEN RE-TYPE THE NAME. TO MAKE A SPACE, PRESS THE ARROW KEY TO THE RIGHT.

AFTER YOU HAVE COMPLETED VOTING THE ENTIRE BALLOT, PRESS THE ORANGE "CAST VOTE" BUTTON LOCATED ON YOUR LOWER RIGHT-HAND SIDE.
 DO NOT PRESS THE CAST VOTE BUTTON UNTIL YOU ARE SURE YOU ARE FINISHED VOTING.

←	→	A	B	C	D	E	F	G	H	I	J	K	L	M	○	○
ENTER		N	O	P	Q	R	S	T	U	V	W	X	Y	Z	○	○

**WARNING:
 DO NOT
 PRESS THE
 "CAST VOTE"
 BUTTON
 UNTIL YOU
 HAVE MADE
 ALL DESIRED
 SELECTIONS.
 CAST VOTE
 BUTTON**





Brett A. Radi
Brett A. Radi, County Clerk

OFFICIAL MACHINE BALLOT

SPECIAL PRIMARY ELECTION FOR U.S. SENATE

TUESDAY, AUGUST 13, 2013, SOMERSET COUNTY, NEW JERSEY
BOROUGH OF ROCKY HILL

Special Primary Election for U.S. Senate	REPUBLICAN Column 1	PERSONAL CHOICE
United States Senator Unexpired Term Vote for One	Alieta ECK <small>Citizen Candidate - Real Hope</small> <input type="checkbox"/>	Write In <small>(Use keyboard below)</small> <input type="checkbox"/>
	Steven M. LONEGAN <input type="checkbox"/>	

Special Primary Election for U.S. Senate	DEMOCRATIC Column 2	PERSONAL CHOICE
United States Senator Unexpired Term Vote for One	Rush HOLT <small>Teacher, Scientist, Progressive</small> <input type="checkbox"/>	Write In <small>(Use keyboard below)</small> <input type="checkbox"/>
	Frank PALLONE, Jr. <small>Democrat for U.S. Senate</small> <input type="checkbox"/>	
	Cory BOOKER <small>Somerset County Democrats 2013</small> <input type="checkbox"/>	
	Sheila Y. OLIVER <input type="checkbox"/>	

INSTRUCTIONS FOR VOTING

- 1 Press the square to the right of the candidate of your choice. A green arrow will appear signifying your selection.
- 2 To change any selection, press the square again. The green arrow will disappear and you may make a new selection.
- 3 After you have completed all your selections, then press the cast vote button located in the lower right hand corner of the machine. This electronically records all of your votes.
- 4 Part the curtains and exit the voting booth.

WARNING that an improperly cast write-in vote will be void and not counted. When choosing a personal choice (write-in), whatever office you choose to put in a personal choice for, that is the only office to which the vote will be counted. Any improperly cast vote will not be counted. Please read the face of the ballot carefully before taking this option. Should you have any questions regarding the personal choice, please ask the district board worker before entering the voting booth.

PERSONAL CHOICE (WRITE-IN) INSTRUCTIONS

The following is a step-by-step procedure for casting a write-in vote.

- 1 UPON ENTERING THE VOTING BOOTH, LOCATE THE OFFICE YOU WISH TO VOTE FOR (OFFICES WILL BE LISTED TO THE LEFT OF THE BALLOT) AND FOLLOW THIS ROW ACROSS TO THE PERSONAL CHOICE COLUMN AND PRESS THE BUTTON.
 - 2 A GREEN ARROW — WILL BEGIN TO FLASH. (NOTE: THE "—" WILL CONTINUE TO FLASH UNTIL THE WRITE-IN IS COMPLETED).
 - 3 AT THE BOTTOM OF THE BALLOT IS THE MAROON WRITE-IN KEYPAD, WHICH IS APPROXIMATELY WAIST HIGH. TYPE IN THE FIRST NAME OF THE CANDIDATE FOR WHOM YOU WISH TO VOTE. USE THE ARROW KEY FOR THE SPACE. THEN TYPE IN THE LAST NAME. NOW PRESS "ENTER" WHICH IS LOCATED ON THE PAD.
- IF AN ERROR ON THE WRITE-IN IS MADE - BEFORE YOU PRESS "ENTER" ON THE WRITE-IN KEYPAD - PRESS THE ARROW KEY TO THE LEFT UNTIL THE ERROR IS CLEARED AND THEN RE-TYPE THE NAME. TO MAKE A SPACE, PRESS THE ARROW KEY TO THE RIGHT.


AFTER YOU HAVE COMPLETED VOTING THE ENTIRE BALLOT, PRESS THE ORANGE "CAST VOTE" BUTTON LOCATED ON YOUR LOWER RIGHT-HAND SIDE.

DO NOT PRESS THE CAST VOTE BUTTON UNTIL YOU ARE SURE YOU ARE FINISHED VOTING.

←		▶	A	B	C	D	E	F	G	H	I	J	K	L	M	<input type="button" value="O"/>	<input type="button" value="Q"/>
ENTER	N	O	P	Q	R	S	T	U	V	W	X	Y	Z	<input type="button" value="O"/>	<input type="button" value="O"/>		

**WARNING:
DO NOT
PRESS THE
"CAST VOTE"
BUTTON
UNTIL YOU
HAVE MADE
ALL DESIRED
SELECTIONS.
CAST VOTE
BUTTON**





Brett A. Radi
Brett A. Radi, County Clerk

OFFICIAL MACHINE BALLOT

SPECIAL PRIMARY ELECTION FOR U.S. SENATE

TUESDAY, AUGUST 13, 2013, SOMERSET COUNTY, NEW JERSEY
BOROUGH OF SOMERVILLE

Special Primary Election for U.S. Senate	REPUBLICAN Column 1	PERSONAL CHOICE
United States Senator Unexpired Term Vote for One	Alieta ECK <small>Citizen Candidate - Real Hope</small> <input type="checkbox"/>	Write In <small>(Use keyboard below)</small> <input type="checkbox"/>
	Steven M. LONEGAN <input type="checkbox"/>	

Special Primary Election for U.S. Senate	DEMOCRATIC Column 2	PERSONAL CHOICE
United States Senator Unexpired Term Vote for One	Rush HOLT <small>Teacher, Scientist, Progressive</small> <input type="checkbox"/>	Write In <small>(Use keyboard below)</small> <input type="checkbox"/>
	Frank PALLONE, Jr. <small>Democrat for U.S. Senate</small> <input type="checkbox"/>	
	Cory BOOKER <small>Somerset County Democrats 2013</small> <input type="checkbox"/>	
	Sheila Y. OLIVER <input type="checkbox"/>	

INSTRUCTIONS FOR VOTING

- 1 Press the square to the right of the candidate of your choice. A green arrow will appear signifying your selection.
- 2 To change any selection, press the square again. The green arrow will disappear and you may make a new selection.
- 3 After you have completed all your selections, then press the cast vote button located in the lower right hand corner of the machine. This electronically records all of your votes.
- 4 Part the curtains and exit the voting booth.

WARNING that an improperly cast write-in vote will be void and not counted. When choosing a personal choice (write-in), whatever office you choose to put in a personal choice for, that is the only office to which the vote will be counted. Any improperly cast vote will not be counted. Please read the face of the ballot carefully before taking this option. Should you have any questions regarding the personal choice, please ask the district board worker before entering the voting booth.

PERSONAL CHOICE (WRITE-IN) INSTRUCTIONS

The following is a step-by-step procedure for casting a write-in vote.

- 1 UPON ENTERING THE VOTING BOOTH, LOCATE THE OFFICE YOU WISH TO VOTE FOR (OFFICES WILL BE LISTED TO THE LEFT OF THE BALLOT) AND FOLLOW THIS ROW ACROSS TO THE PERSONAL CHOICE COLUMN AND PRESS THE BUTTON.
 - 2 A GREEN ARROW — WILL BEGIN TO FLASH. (NOTE: THE "—" WILL CONTINUE TO FLASH UNTIL THE WRITE-IN IS COMPLETED).
 - 3 AT THE BOTTOM OF THE BALLOT IS THE MAROON WRITE-IN KEYPAD, WHICH IS APPROXIMATELY WAIST HIGH. TYPE IN THE FIRST NAME OF THE CANDIDATE FOR WHOM YOU WISH TO VOTE. USE THE ARROW KEY FOR THE SPACE. THEN TYPE IN THE LAST NAME. NOW PRESS "ENTER" WHICH IS LOCATED ON THE PAD.
- IF AN ERROR ON THE WRITE-IN IS MADE - BEFORE YOU PRESS "ENTER" ON THE WRITE-IN KEYPAD - PRESS THE ARROW KEY TO THE LEFT UNTIL THE ERROR IS CLEARED AND THEN RE-TYPE THE NAME. TO MAKE A SPACE, PRESS THE ARROW KEY TO THE RIGHT.

AFTER YOU HAVE COMPLETED VOTING THE ENTIRE BALLOT, PRESS THE ORANGE "CAST VOTE" BUTTON LOCATED ON YOUR LOWER RIGHT-HAND SIDE.
 DO NOT PRESS THE CAST VOTE BUTTON UNTIL YOU ARE SURE YOU ARE FINISHED VOTING.

←	→	A	B	C	D	E	F	G	H	I	J	K	L	M	<input type="button" value="O"/>	<input type="button" value="Q"/>
ENTER		N	O	P	Q	R	S	T	U	V	W	X	Y	Z	<input type="button" value="O"/>	<input type="button" value="Q"/>

WARNING:
 DO NOT
 PRESS THE
 "CAST VOTE"
 BUTTON
 UNTIL YOU
 HAVE MADE
 ALL DESIRED
 SELECTIONS.
 CAST VOTE
 BUTTON





Brett A. Radi
Brett A. Radi, County Clerk

OFFICIAL MACHINE BALLOT

SPECIAL PRIMARY ELECTION FOR U.S. SENATE

TUESDAY, AUGUST 13, 2013, SOMERSET COUNTY, NEW JERSEY
 BOROUGH OF SOUTH BOUND BROOK

Special Primary Election for U.S. Senate	REPUBLICAN Column 1	PERSONAL CHOICE
United States Senator Unexpired Term Vote for One	Alieta ECK <small>Citizen Candidate - Real Hope</small> <input type="checkbox"/>	Write In <small>(Use keyboard below)</small> <input type="checkbox"/>
	Steven M. LONEGAN <input type="checkbox"/>	

Special Primary Election for U.S. Senate	DEMOCRATIC Column 2	PERSONAL CHOICE
United States Senator Unexpired Term Vote for One	Rush HOLT <small>Teacher, Scientist, Progressive</small> <input type="checkbox"/>	Write In <small>(Use keyboard below)</small> <input type="checkbox"/>
	Frank PALLONE, Jr. <small>Democrat for U.S. Senate</small> <input type="checkbox"/>	
	Cory BOOKER <small>Somerset County Democrats 2013</small> <input type="checkbox"/>	
	Sheila Y. OLIVER <input type="checkbox"/>	

INSTRUCTIONS FOR VOTING

- 1 Press the square to the right of the candidate of your choice. A green arrow will appear signifying your selection.
- 2 To change any selection, press the square again. The green arrow will disappear and you may make a new selection.
- 3 After you have completed all your selections, then press the cast vote button located in the lower right hand corner of the machine. This electronically records all of your votes.
- 4 Part the curtains and exit the voting booth.

WARNING that an improperly cast write-in vote will be void and not counted. When choosing a personal choice (write-in), whatever office you choose to put in a personal choice for, that is the only office to which the vote will be counted. Any improperly cast vote will not be counted. Please read the face of the ballot carefully before taking this option. Should you have any questions regarding the personal choice, please ask the district board worker before entering the voting booth.

PERSONAL CHOICE (WRITE-IN) INSTRUCTIONS

The following is a step-by-step procedure for casting a write-in vote.


- 1 UPON ENTERING THE VOTING BOOTH, LOCATE THE OFFICE YOU WISH TO VOTE FOR (OFFICES WILL BE LISTED TO THE LEFT OF THE BALLOT) AND FOLLOW THIS ROW ACROSS TO THE PERSONAL CHOICE COLUMN AND PRESS THE BUTTON.
 - 2 A GREEN ARROW — WILL BEGIN TO FLASH. (NOTE: THE "—" WILL CONTINUE TO FLASH UNTIL THE WRITE-IN IS COMPLETED).
 - 3 AT THE BOTTOM OF THE BALLOT IS THE MAROON WRITE-IN KEYPAD, WHICH IS APPROXIMATELY WAIST HIGH. TYPE IN THE FIRST NAME OF THE CANDIDATE FOR WHOM YOU WISH TO VOTE. USE THE ARROW KEY FOR THE SPACE. THEN TYPE IN THE LAST NAME. NOW PRESS "ENTER" WHICH IS LOCATED ON THE PAD.
- IF AN ERROR ON THE WRITE-IN IS MADE - BEFORE YOU PRESS "ENTER" ON THE WRITE-IN KEYPAD - PRESS THE ARROW KEY TO THE LEFT UNTIL THE ERROR IS CLEARED AND THEN RE-TYPE THE NAME. TO MAKE A SPACE, PRESS THE ARROW KEY TO THE RIGHT.

AFTER YOU HAVE COMPLETED VOTING THE ENTIRE BALLOT, PRESS THE ORANGE "CAST VOTE" BUTTON LOCATED ON YOUR LOWER RIGHT-HAND SIDE.
 DO NOT PRESS THE CAST VOTE BUTTON UNTIL YOU ARE SURE YOU ARE FINISHED VOTING.

←	→	A	B	C	D	E	F	G	H	I	J	K	L	M	○	○
ENTER	N	O	P	Q	R	S	T	U	V	W	X	Y	Z	○	○	

WARNING:
 DO NOT
 PRESS THE
 "CAST VOTE"
 BUTTON
 UNTIL YOU
 HAVE MADE
 ALL DESIRED
 SELECTIONS.
 CAST VOTE
 BUTTON





Brett A. Radi
Brett A. Radi, County Clerk

OFFICIAL MACHINE BALLOT

SPECIAL PRIMARY ELECTION FOR U.S. SENATE

TUESDAY, AUGUST 13, 2013, SOMERSET COUNTY, NEW JERSEY
TOWNSHIP OF WARREN

Special Primary Election for U.S. Senate	REPUBLICAN Column 1	PERSONAL CHOICE
United States Senator Unexpired Term Vote for One	Alieta ECK <small>Citizen Candidate - Real Hope</small> <input type="checkbox"/>	Write In <small>(Use keyboard below)</small> <input type="checkbox"/>
	Steven M. LONEGAN <input type="checkbox"/>	

Special Primary Election for U.S. Senate	DEMOCRATIC Column 2	PERSONAL CHOICE
United States Senator Unexpired Term Vote for One	Rush HOLT <small>Teacher, Scientist, Progressive</small> <input type="checkbox"/>	Write In <small>(Use keyboard below)</small> <input type="checkbox"/>
	Frank PALLONE, Jr. <small>Democrat for U.S. Senate</small> <input type="checkbox"/>	
	Cory BOOKER <small>Somerset County Democrats 2013</small> <input type="checkbox"/>	
	Sheila Y. OLIVER <input type="checkbox"/>	

INSTRUCTIONS FOR VOTING

- 1 Press the square to the right of the candidate of your choice. A green arrow will appear signifying your selection.
- 2 To change any selection, press the square again. The green arrow will disappear and you may make a new selection.
- 3 After you have completed all your selections, then press the cast vote button located in the lower right hand corner of the machine. This electronically records all of your votes.
- 4 Part the curtains and exit the voting booth.

WARNING that an improperly cast write-in vote will be void and not counted. When choosing a personal choice (write-in), whatever office you choose to put in a personal choice for, that is the only office to which the vote will be counted. Any improperly cast vote will not be counted. Please read the face of the ballot carefully before taking this option. Should you have any questions regarding the personal choice, please ask the district board worker before entering the voting booth.

PERSONAL CHOICE (WRITE-IN) INSTRUCTIONS

The following is a step-by-step procedure for casting a write-in vote.

- 1 UPON ENTERING THE VOTING BOOTH, LOCATE THE OFFICE YOU WISH TO VOTE FOR (OFFICES WILL BE LISTED TO THE LEFT OF THE BALLOT) AND FOLLOW THIS ROW ACROSS TO THE PERSONAL CHOICE COLUMN AND PRESS THE BUTTON.
 - 2 A GREEN ARROW — WILL BEGIN TO FLASH. (NOTE: THE "—" WILL CONTINUE TO FLASH UNTIL THE WRITE-IN IS COMPLETED).
 - 3 AT THE BOTTOM OF THE BALLOT IS THE MAROON WRITE-IN KEYPAD, WHICH IS APPROXIMATELY WAIST HIGH. TYPE IN THE FIRST NAME OF THE CANDIDATE FOR WHOM YOU WISH TO VOTE. USE THE ARROW KEY FOR THE SPACE. THEN TYPE IN THE LAST NAME. NOW PRESS "ENTER" WHICH IS LOCATED ON THE PAD.
- IF AN ERROR ON THE WRITE-IN IS MADE - BEFORE YOU PRESS "ENTER" ON THE WRITE-IN KEYPAD - PRESS THE ARROW KEY TO THE LEFT UNTIL THE ERROR IS CLEARED AND THEN RE-TYPE THE NAME. TO MAKE A SPACE, PRESS THE ARROW KEY TO THE RIGHT.

AFTER YOU HAVE COMPLETED VOTING THE ENTIRE BALLOT, PRESS THE ORANGE "CAST VOTE" BUTTON LOCATED ON YOUR LOWER RIGHT-HAND SIDE.

DO NOT PRESS THE CAST VOTE BUTTON UNTIL YOU ARE SURE YOU ARE FINISHED VOTING.

←	→	A	B	C	D	E	F	G	H	I	J	K	L	M	○	○
ENTER	N	O	P	Q	R	S	T	U	V	W	X	Y	Z	○	○	

WARNING:
DO NOT
PRESS THE
"CAST VOTE"
BUTTON
UNTIL YOU
HAVE MADE
ALL DESIRED
SELECTIONS.
CAST VOTE
BUTTON





Brett A. Radi
Brett A. Radi, County Clerk

OFFICIAL MACHINE BALLOT

SPECIAL PRIMARY ELECTION FOR U.S. SENATE

TUESDAY, AUGUST 13, 2013, SOMERSET COUNTY, NEW JERSEY
BOROUGH OF WATCHUNG

Special Primary Election for U.S. Senate	REPUBLICAN Column 1	PERSONAL CHOICE
United States Senator Unexpired Term Vote for One	Alieta ECK <small>Citizen Candidate - Real Hope</small> <input type="checkbox"/>	Write In <small>(Use keyboard below)</small> <input type="checkbox"/>
	Steven M. LONEGAN <input type="checkbox"/>	

Special Primary Election for U.S. Senate	DEMOCRATIC Column 2	PERSONAL CHOICE
United States Senator Unexpired Term Vote for One	Rush HOLT <small>Teacher, Scientist, Progressive</small> <input type="checkbox"/>	Write In <small>(Use keyboard below)</small> <input type="checkbox"/>
	Frank PALLONE, Jr. <small>Democrat for U.S. Senate</small> <input type="checkbox"/>	
	Cory BOOKER <small>Somerset County Democrats 2013</small> <input type="checkbox"/>	
	Sheila Y. OLIVER <input type="checkbox"/>	

INSTRUCTIONS FOR VOTING

- 1 Press the square to the right of the candidate of your choice. A green arrow will appear signifying your selection.
- 2 To change any selection, press the square again. The green arrow will disappear and you may make a new selection.
- 3 After you have completed all your selections, then press the cast vote button located in the lower right hand corner of the machine. This electronically records all of your votes.
- 4 Part the curtains and exit the voting booth.

WARNING that an improperly cast write-in vote will be void and not counted. When choosing a personal choice (write-in), whatever office you choose to put in a personal choice for, that is the only office to which the vote will be counted. Any improperly cast vote will not be counted. Please read the face of the ballot carefully before taking this option. Should you have any questions regarding the personal choice, please ask the district board worker before entering the voting booth.

PERSONAL CHOICE (WRITE-IN) INSTRUCTIONS

The following is a step-by-step procedure for casting a write-in vote.

- 1 UPON ENTERING THE VOTING BOOTH, LOCATE THE OFFICE YOU WISH TO VOTE FOR (OFFICES WILL BE LISTED TO THE LEFT OF THE BALLOT) AND FOLLOW THIS ROW ACROSS TO THE PERSONAL CHOICE COLUMN AND PRESS THE BUTTON.
 - 2 A GREEN ARROW — WILL BEGIN TO FLASH. (NOTE: THE "—" WILL CONTINUE TO FLASH UNTIL THE WRITE-IN IS COMPLETED).
 - 3 AT THE BOTTOM OF THE BALLOT IS THE MAROON WRITE-IN KEYPAD, WHICH IS APPROXIMATELY WAIST HIGH. TYPE IN THE FIRST NAME OF THE CANDIDATE FOR WHOM YOU WISH TO VOTE. USE THE ARROW KEY FOR THE SPACE. THEN TYPE IN THE LAST NAME. NOW PRESS "ENTER" WHICH IS LOCATED ON THE PAD.
- IF AN ERROR ON THE WRITE-IN IS MADE - BEFORE YOU PRESS "ENTER" ON THE WRITE-IN KEYPAD - PRESS THE ARROW KEY TO THE LEFT UNTIL THE ERROR IS CLEARED AND THEN RE-TYPE THE NAME. TO MAKE A SPACE, PRESS THE ARROW KEY TO THE RIGHT.

AFTER YOU HAVE COMPLETED VOTING THE ENTIRE BALLOT, PRESS THE ORANGE "CAST VOTE" BUTTON LOCATED ON YOUR LOWER RIGHT-HAND SIDE.
 DO NOT PRESS THE CAST VOTE BUTTON UNTIL YOU ARE SURE YOU ARE FINISHED VOTING.

←	→	A	B	C	D	E	F	G	H	I	J	K	L	M	<input type="button" value="O"/>	<input type="button" value="Q"/>
ENTER	N	O	P	Q	R	S	T	U	V	W	X	Y	Z	<input type="button" value="O"/>	<input type="button" value="O"/>	

WARNING:
 DO NOT
 PRESS THE
 "CAST VOTE"
 BUTTON
 UNTIL YOU
 HAVE MADE
 ALL DESIRED
 SELECTIONS.
 CAST VOTE
 BUTTON

